

Product Datasheet

Cytokeratin, LMW Antibody (KRTL/4440R) NBP3-07287-100ug

Unit Size: 100 ug

Store at 4C.

www.novusbio.com



technical@novusbio.com

Protocols, Publications, Related Products, Reviews, Research Tools and Images at:
www.novusbio.com/NBP3-07287

Updated 7/16/2024 v.20.1

Earn rewards for product
reviews and publications.

Submit a publication at www.novusbio.com/publications

Submit a review at www.novusbio.com/reviews/destination/NBP3-07287



NBP3-07287-100ug

Cytokeratin, LMW Antibody (KRTL/4440R)

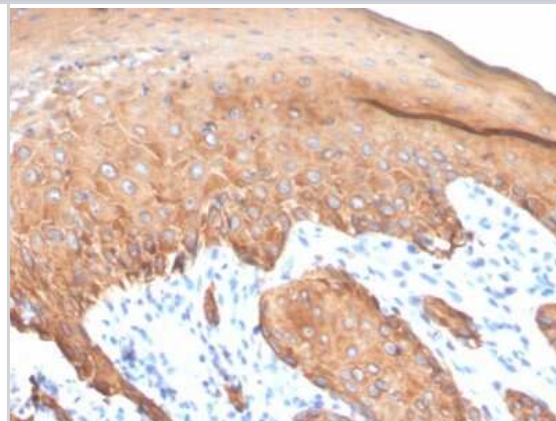
Product Information	
Unit Size	100 ug
Concentration	0.2 mg/ml
Storage	Store at 4C.
Clonality	Monoclonal
Clone	KRTL/4440R
Preservative	0.05% Sodium Azide
Isotype	IgG
Purity	Protein A or G purified
Buffer	10 mM PBS with 0.05% BSA

Product Description	
Description	200ug/ml of antibody purified from Bioreactor Concentrate by Protein A or G. Prepared in 10 mM PBS with 0.05% BSA & 0.05% azide. Also available WITHOUT BSA & azide at 1.0 mg/ml. (NBP3-08422) Antibody with azide - store at 2 to 8C. Antibody without azide - store at -20 to -80 C.
Host	Rabbit
Gene ID	374454
Gene Symbol	KRT77
Species	Human
Marker	Epithelial Marker
Specificity/Sensitivity	The keratins are the typical intermediate filament proteins of epithelia, showing an outstanding degree of molecular diversity. Heteropolymeric filaments are formed by pairing of type I and type II molecules. In humans 54 functional keratin genes exist. They are expressed in highly specific patterns related to the epithelial type and stage of cellular differentiation. This antibody can detect high molecular weight CK10, CK14, CK15 and CK16 and low molecular weight CK19. It usually used in a cytokeratin cocktail with type II cytokeratin antibody.
Immunogen	Synthetic peptide corresponding to Cytokeratin, LMW residues within aa100-200 of Cytokeratin, LMW (Uniprot: Q7Z794)

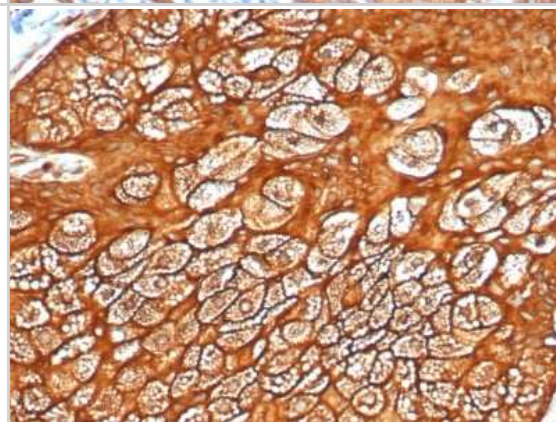
Product Application Details	
Applications	Immunohistochemistry-Paraffin
Recommended Dilutions	Immunohistochemistry-Paraffin 1-2 ug/ml
Application Notes	Immunohistochemistry (Formalin-fixed): 1-2ug/ml for 30 minutes at RT. Staining of formalin-fixed tissues requires heating tissue sections in 10mM Tris with 1mM EDTA, pH 9.0, for 45 min at 95C followed by cooling at RT for 20 minutes. Optimal dilution for a specific application should be determined.

Images

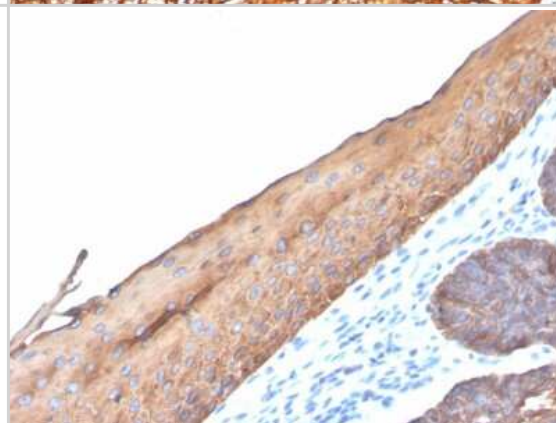
Immunohistochemistry-Paraffin: Cytokeratin, LMW Antibody (KRTL/4440R) [NBP3-07287] - Formalin-fixed, paraffin-embedded human colon carcinoma stained with Cytokeratin, LMW Recombinant Rabbit Monoclonal Antibody (KRTL/4440R).



Immunohistochemistry-Paraffin: Cytokeratin, LMW Antibody (KRTL/4440R) [NBP3-07287] - Formalin-fixed, paraffin-embedded human skin stained with Cytokeratin, LMW Recombinant Rabbit Monoclonal Antibody (KRTL/4440R).



Immunohistochemistry-Paraffin: Cytokeratin, LMW Antibody (KRTL/4440R) [NBP3-07287] - Formalin-fixed, paraffin-embedded human colon carcinoma stained with Cytokeratin, LMW Recombinant Rabbit Monoclonal Antibody (KRTL/4440R).





Novus Biologicals USA

10730 E. Briarwood Avenue
Centennial, CO 80112
USA
Phone: 303.730.1950
Toll Free: 1.888.506.6887
Fax: 303.730.1966
nb-customerservice@bio-techne.com

Bio-Techne Canada

21 Canmotor Ave
Toronto, ON M8Z 4E6
Canada
Phone: 905.827.6400
Toll Free: 855.668.8722
Fax: 905.827.6402
canada.inquires@bio-techne.com

Bio-Techne Ltd

19 Barton Lane
Abingdon Science Park
Abingdon, OX14 3NB, United Kingdom
Phone: (44) (0) 1235 529449
Free Phone: 0800 37 34 15
Fax: (44) (0) 1235 533420
info.EMEA@bio-techne.com

General Contact Information

www.novusbio.com
Technical Support: nb-technical@bio-techne.com
Orders: nb-customerservice@bio-techne.com
General: novus@novusbio.com

Products Related to NBP3-07287-100ug

HAF008	Goat anti-Rabbit IgG Secondary Antibody [HRP]
NB7160	Goat anti-Rabbit IgG (H+L) Secondary Antibody [HRP]
NBP2-24891	Rabbit IgG Isotype Control
NBP1-93559PEP	Cytokeratin, LMW Recombinant Protein Antigen

Limitations

This product is for research use only and is not approved for use in humans or in clinical diagnosis. Primary Antibodies are guaranteed for 1 year from date of receipt.

For more information on our 100% guarantee, please visit www.novusbio.com/guarantee

Earn gift cards/discounts by submitting a review: www.novusbio.com/reviews/submit/NBP3-07287

Earn gift cards/discounts by submitting a publication using this product:
www.novusbio.com/publications

