

Product Datasheet

SARS-CoV-2 3CL Protease Antibody - BSA Free NBP3-07062

Unit Size: 0.1 mg

Store at -20 degrees C. Avoid freeze/thaw cycles.

www.novusbio.com



technical@novusbio.com

Protocols, Publications, Related Products, Reviews, Research Tools and Images at:
www.novusbio.com/NBP3-07062

Updated 10/13/2025 v.20.1

Earn rewards for product
reviews and publications.

Submit a publication at www.novusbio.com/publications

Submit a review at www.novusbio.com/reviews/destination/NBP3-07062



NBP3-07062**SARS-CoV-2 3CL Protease Antibody - BSA Free**

Product Information	
Unit Size	0.1 mg
Concentration	1 mg/ml
Storage	Store at -20 degrees C. Avoid freeze/thaw cycles.
Clonality	Polyclonal
Preservative	0.02% Sodium Azide
Isotype	IgG
Purity	Peptide affinity purified
Buffer	PBS

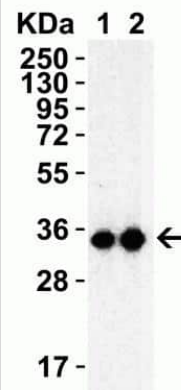
Product Description	
Description	Novus Biologicals Rabbit SARS-CoV-2 3CL Protease Antibody - BSA Free (NBP3-07062) is a polyclonal antibody validated for use in IHC, WB and ELISA. All Novus Biologicals antibodies are covered by our 100% guarantee.
Host	Rabbit
Gene ID	43740578
Gene Symbol	ORF1ab
Species	SARS-CoV-2
Immunogen	This antibody was raised against a peptide corresponding to 16 amino acids near the amino terminus of SARS-CoV-2 (COVID-19) 3CL-Pro (NSP5) protein. The immunogen is located within the first 50 amino acids of the SARS-CoV-2 (COVID-19) 3CL-Pro (NSP5) protein.

Product Application Details	
Applications	Western Blot, Immunohistochemistry-Paraffin, ELISA, Immunohistochemistry
Recommended Dilutions	Western Blot 0.5 ug/ml, ELISA 1 ug/mL, Immunohistochemistry 0.5 ug/mL, Immunohistochemistry-Paraffin 0.5 ug/mL

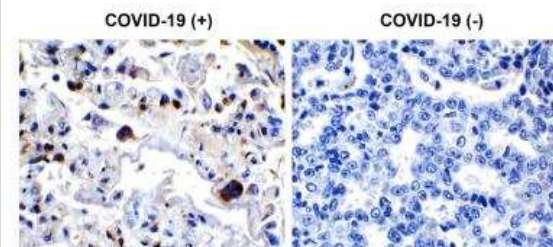


Images

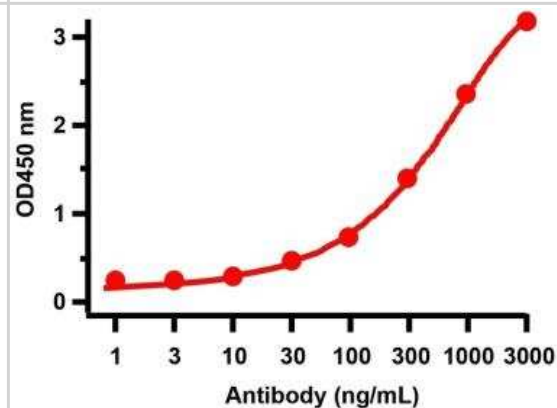
Western Blot: SARS-CoV-2 3CL Protease Antibody [NBP3-07062] - Western Blot Validation with SARS-CoV-2 3CL Protease Protein.
Loading: 30 ng per lane of SARS-CoV-2 3CL Protease recombinant protein. Antibodies: SARS-CoV-2 3CL Protease, 1h incubation at RT in 5% NFDm/TBST. Secondary: Goat anti-rabbit IgG HRP conjugate at 1:10000 dilution. Lane 1: 0.5 ug/ml and Lane 2: 1 ug/ml



Immunohistochemistry-Paraffin: SARS-CoV-2 3CL Protease Antibody [NBP3-07062] - Immunohistochemical analysis of paraffin-embedded COVID-19 patient lung tissue using anti- SARS-CoV-2 3CL protease antibody (0.5 ug/mL). Tissue was fixed with formaldehyde and blocked with 10% serum for 1 h at RT; antigen retrieval was by heat mediation with a citrate buffer (pH6). Samples were incubated with primary antibody overnight at 4C. A goat anti-rabbit IgG H&L (HRP) at 1/250 was used as secondary. Counter stained with Hematoxylin. Strong signal of SARS-COV-2 3L-PRO (NSP5) protein was observed in macrophage of COVID-19 patient lung, but not in non-COVID-19 patient lung.



ELISA: SARS-CoV-2 3CL Protease Antibody [NBP3-07062] - Antibodies: SARS-CoV-2 3CL Protease antibody. A direct ELISA was performed using SARS-CoV-2 3CL Protease recombinant protein as coating antigen and SARS-CoV-2 3CL Protease antibody as the capture antibody. Secondary: Goat anti-rabbit IgG HRP conjugate at 1:20000 dilution. Detection range is from 1 ng/mL to 3000 ng/mL





Novus Biologicals USA

10730 E. Briarwood Avenue
Centennial, CO 80112
USA
Phone: 303.730.1950
Toll Free: 1.888.506.6887
Fax: 303.730.1966
nb-customerservice@bio-techne.com

Bio-Techne Canada

21 Canmotor Ave
Toronto, ON M8Z 4E6
Canada
Phone: 905.827.6400
Toll Free: 855.668.8722
Fax: 905.827.6402
canada.inquires@bio-techne.com

Bio-Techne Ltd

19 Barton Lane
Abingdon Science Park
Abingdon, OX14 3NB, United Kingdom
Phone: (44) (0) 1235 529449
Free Phone: 0800 37 34 15
Fax: (44) (0) 1235 533420
info.EMEA@bio-techne.com

General Contact Information

www.novusbio.com
Technical Support: nb-technical@bio-techne.com
Orders: nb-customerservice@bio-techne.com
General: novus@novusbio.com

Products Related to NBP3-07062

NBP2-33376H	Blue Marker Antibody (6F4-F6) [HRP]
HAF008	Goat anti-Rabbit IgG Secondary Antibody [HRP]
NB7160	Goat anti-Rabbit IgG (H+L) Secondary Antibody [HRP]
NBP2-24891	Rabbit IgG Isotype Control

Limitations

This product is for research use only and is not approved for use in humans or in clinical diagnosis. Primary Antibodies are guaranteed for 1 year from date of receipt.

For more information on our 100% guarantee, please visit www.novusbio.com/guarantee

Earn gift cards/discounts by submitting a review: www.novusbio.com/reviews/submit/NBP3-07062

Earn gift cards/discounts by submitting a publication using this product:
www.novusbio.com/publications

