

Product Datasheet

SARS-CoV-2 Membrane Protein Antibody - BSA Free NBP3-07059

Unit Size: 0.1 mg

Store at 4C.

www.novusbio.com



technical@novusbio.com

Protocols, Publications, Related Products, Reviews, Research Tools and Images at:
www.novusbio.com/NBP3-07059

Updated 9/9/2025 v.20.1

Earn rewards for product
reviews and publications.

Submit a publication at www.novusbio.com/publications

Submit a review at www.novusbio.com/reviews/destination/NBP3-07059



NBP3-07059**SARS-CoV-2 Membrane Protein Antibody - BSA Free**

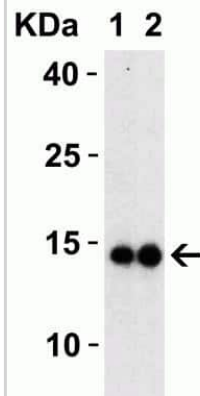
Product Information	
Unit Size	0.1 mg
Concentration	1 mg/ml
Storage	Store at 4C.
Clonality	Polyclonal
Preservative	0.02% Sodium Azide
Isotype	IgG
Purity	Peptide affinity purified
Buffer	PBS

Product Description	
Description	Novus Biologicals Rabbit SARS-CoV-2 Membrane Protein Antibody - BSA Free (NBP3-07059) is a polyclonal antibody validated for use in IHC, WB and ELISA. All Novus Biologicals antibodies are covered by our 100% guarantee.
Host	Rabbit
Gene ID	43740571
Gene Symbol	M
Species	SARS-CoV-2
Immunogen	This antibody was raised against a peptide corresponding to 15 amino acids near the carboxyl terminus of SARS-CoV-2 (COVID-19) Membrane protein. The immunogen is located within the last 50 amino acids of SARS-CoV-2 (COVID-19) Membrane protein.

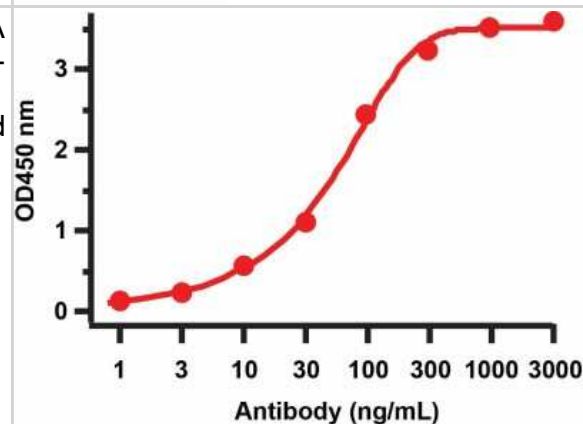
Product Application Details	
Applications	Western Blot, ELISA, Immunohistochemistry
Recommended Dilutions	Western Blot 0.25 ug/ml, ELISA 1 ug/mL, Immunohistochemistry 0.5 ug/ml

Images

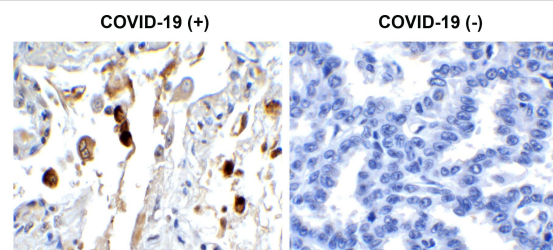
Western Blot: SARS-CoV-2 Membrane Protein Antibody [NBP3-07059] - Western Blot Validation with SARS-CoV-2 Membrane Protein. Loading: 30 ng per lane of SARS-CoV-2 Membrane Protein. Antibodies: SARS-CoV-2 Membrane Protein (NBP3-07059), 1h incubation at RT in 5% NFDN/TBST. Secondary: Goat anti-rabbit IgG HRP conjugate at 1:10000 dilution. Lane 1: 1 ug/ml and Lane 2: 2 ug/ml



ELISA: SARS-CoV-2 Membrane Protein Antibody [NBP3-07059] - ELISA Validation with SARS-CoV-2 Membrane Protein. Antibodies: SARS-CoV-2 Membrane Protein Antibody (NBP3-07059). A direct ELISA was performed using SARS-CoV-2 Membrane Protein as coating antigen and the anti-SARS-CoV-2 Membrane Protein antibody as the capture antibody. Secondary: Goat anti-rabbit IgG HRP conjugate at 1:20000 dilution. Detection range is from 0.3 ng/ml to 3000 ng/ml.



Immunohistochemistry: SARS-CoV-2 Membrane Protein Antibody - BSA Free [NBP3-07059] - Validation of SARS-CoV-2 (COVID-19) Membrane in COVID-19 Patient Lung. Immunohistochemical analysis of paraffin-embedded COVID-19 patient lung tissue using anti- SARS-CoV-2 (COVID-19) Membrane antibody (0.5 ug/mL). Tissue was fixed with formaldehyde and blocked with 10% serum for 1 h at RT; antigen retrieval was by heat mediation with a citrate buffer (pH6). Samples were incubated with primary antibody overnight at 4C. A goat anti-rabbit IgG H&L (HRP) at 1/250 was used as secondary. Counter stained with Hematoxylin. Strong signal of SARS-COV-2 Membrane protein was observed in macrophage of COVID-19 patient lung, but not in non-COVID-19 patient lung.





Novus Biologicals USA

10730 E. Briarwood Avenue
Centennial, CO 80112
USA
Phone: 303.730.1950
Toll Free: 1.888.506.6887
Fax: 303.730.1966
nb-customerservice@bio-techne.com

Bio-Techne Canada

21 Canmotor Ave
Toronto, ON M8Z 4E6
Canada
Phone: 905.827.6400
Toll Free: 855.668.8722
Fax: 905.827.6402
canada.inquires@bio-techne.com

Bio-Techne Ltd

19 Barton Lane
Abingdon Science Park
Abingdon, OX14 3NB, United Kingdom
Phone: (44) (0) 1235 529449
Free Phone: 0800 37 34 15
Fax: (44) (0) 1235 533420
info.EMEA@bio-techne.com

General Contact Information

www.novusbio.com
Technical Support: nb-technical@bio-techne.com
Orders: nb-customerservice@bio-techne.com
General: novus@novusbio.com

Products Related to NBP3-07059

NBP2-33376H	Blue Marker Antibody (6F4-F6) [HRP]
HAF008	Goat anti-Rabbit IgG Secondary Antibody [HRP]
NB7160	Goat anti-Rabbit IgG (H+L) Secondary Antibody [HRP]
NBP2-24891	Rabbit IgG Isotype Control

Limitations

This product is for research use only and is not approved for use in humans or in clinical diagnosis. Primary Antibodies are guaranteed for 1 year from date of receipt.

For more information on our 100% guarantee, please visit www.novusbio.com/guarantee

Earn gift cards/discounts by submitting a review: www.novusbio.com/reviews/submit/NBP3-07059

Earn gift cards/discounts by submitting a publication using this product:
www.novusbio.com/publications

