

# Product Datasheet

## SARS-CoV-2 Nucleocapsid Antibody (84D7) NBP3-07042

Unit Size: 0.05 mg

Store at 4C short term. Aliquot and store at -20C long term. Avoid freeze-thaw cycles.

[www.novusbio.com](http://www.novusbio.com)



[technical@novusbio.com](mailto:technical@novusbio.com)

Protocols, Publications, Related Products, Reviews, Research Tools and Images at:  
[www.novusbio.com/NBP3-07042](http://www.novusbio.com/NBP3-07042)

Updated 10/23/2025 v.20.1

Earn rewards for product  
reviews and publications.

Submit a publication at [www.novusbio.com/publications](http://www.novusbio.com/publications)

Submit a review at [www.novusbio.com/reviews/destination/NBP3-07042](http://www.novusbio.com/reviews/destination/NBP3-07042)



**NBP3-07042****SARS-CoV-2 Nucleocapsid Antibody (84D7)**

<b>Product Information</b>	
<b>Unit Size</b>	0.05 mg
<b>Concentration</b>	Please see the vial label for concentration. If unlisted please contact technical services.
<b>Storage</b>	Store at 4C short term. Aliquot and store at -20C long term. Avoid freeze-thaw cycles.
<b>Clonality</b>	Monoclonal
<b>Clone</b>	84D7
<b>Preservative</b>	0.02% Sodium Azide
<b>Isotype</b>	IgG Kappa
<b>Purity</b>	Peptide affinity purified
<b>Buffer</b>	PBS, 0.1% BSA, 50% Glycerol

<b>Product Description</b>	
<b>Description</b>	Novus Biologicals Rabbit SARS-CoV-2 Nucleocapsid Antibody (84D7) (NBP3-07042) is a recombinant monoclonal antibody validated for use in ELISA. All Novus Biologicals antibodies are covered by our 100% guarantee.
<b>Host</b>	Rabbit
<b>Gene ID</b>	43740575
<b>Gene Symbol</b>	N
<b>Species</b>	SARS-CoV-2
<b>Reactivity Notes</b>	Highly-specific to SARS-CoV-2 nucleoprotein; does not cross-react with nucleoprotein from SARS-CoV or other coronaviruses
<b>Immunogen</b>	SARS-CoV-2 nucleoprotein (NP) specific peptide

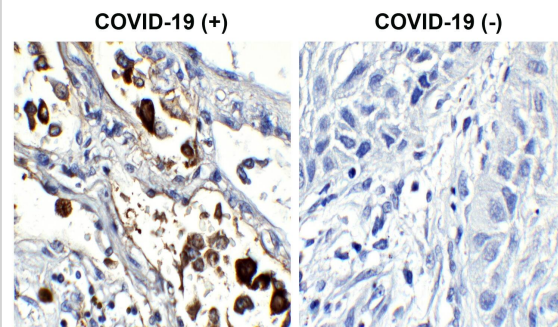
<b>Product Application Details</b>	
<b>Applications</b>	Western Blot, ELISA, Immunohistochemistry
<b>Recommended Dilutions</b>	Western Blot, ELISA, Immunohistochemistry
<b>Application Notes</b>	Used for specific, high-sensitivity detection of SARS-CoV-2 nucleocapsid protein (NP).



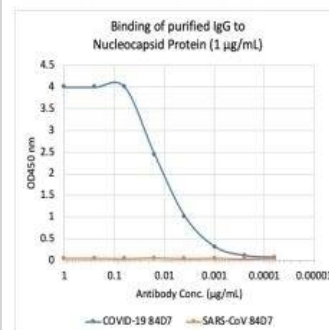
## Images

**Immunohistochemistry: Rabbit Monoclonal SARS-CoV-2 Nucleocapsid Antibody (84D7) [NBP3-07042] - Immunohistochemistry Validation of SARS-CoV-2 (COVID-19) Nucleocapsid in COVID-19 Patient Lung**

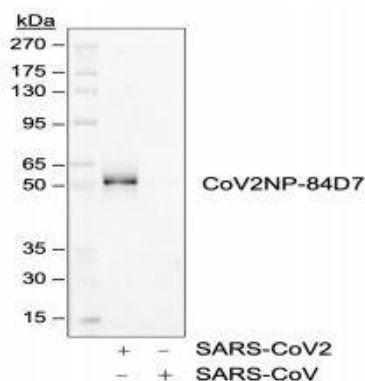
Immunohistochemical analysis of paraffin-embedded COVID-19 patient lung tissue using anti- SARS-CoV-2 (COVID-19) Nucleocapsid antibody (1 ug/mL). Tissue was fixed with formaldehyde and blocked with 10% serum for 1 h at RT; antigen retrieval was by heat mediation with a citrate buffer (pH6). Samples were incubated with primary antibody overnight at 4C. A goat anti-rabbit IgG H&L (HRP) at 1/250 was used as secondary. Counter stained with Hematoxylin. Strong signal of SARS-COV-2 Nucleocapsid protein was observed in the macrophages of COVID-19 patient lung, but not in non-COVID-19 patient lung.



**ELISA: Rabbit Monoclonal SARS-CoV-2 Nucleocapsid Antibody (84D7) [NBP3-07042] -** Microtiter wells were coated with SARS-CoV-2 (COVID-19) Nucleocapsid Protein (NP) and SARS-CoV NP at 1 ug/mL. Purified rabbit monoclonal antibody 84D7 was serially diluted 1:2 starting at 1 ug/mL, and shows very strong and specific binding to COVID-19 NP antigen, with no significant cross-reactivity to SARS-CoV NP antigen.



**Western Blot: Rabbit Monoclonal SARS-CoV-2 Nucleocapsid Antibody (84D7) [NBP3-07042] -** Western blot analysis of SARS-CoV2 and SARS-CoV nucleocapsid protein ( 50 ng) probed with 1 ug/mL CoV2NP rabbit monoclonal antibody (84D7), CoV2NP-84D7.





### **Novus Biologicals USA**

10730 E. Briarwood Avenue  
Centennial, CO 80112  
USA  
Phone: 303.730.1950  
Toll Free: 1.888.506.6887  
Fax: 303.730.1966  
nb-customerservice@bio-techne.com

### **Bio-Techne Canada**

21 Canmotor Ave  
Toronto, ON M8Z 4E6  
Canada  
Phone: 905.827.6400  
Toll Free: 855.668.8722  
Fax: 905.827.6402  
canada.inquires@bio-techne.com

### **Bio-Techne Ltd**

19 Barton Lane  
Abingdon Science Park  
Abingdon, OX14 3NB, United Kingdom  
Phone: (44) (0) 1235 529449  
Free Phone: 0800 37 34 15  
Fax: (44) (0) 1235 533420  
info.EMEA@bio-techne.com

### **General Contact Information**

www.novusbio.com  
Technical Support: nb-technical@bio-techne.com  
Orders: nb-customerservice@bio-techne.com  
General: novus@novusbio.com

### **Products Related to NBP3-07042**

---

NBP2-33376H	Blue Marker Antibody (6F4-F6) [HRP]
HAF008	Goat anti-Rabbit IgG Secondary Antibody [HRP]
NB7160	Goat anti-Rabbit IgG (H+L) Secondary Antibody [HRP]
NBP3-07087	Recombinant SARS-CoV-2 Nucleocapsid His (C-Term) Protein

---

### **Limitations**

This product is for research use only and is not approved for use in humans or in clinical diagnosis. Primary Antibodies are guaranteed for 1 year from date of receipt.

For more information on our 100% guarantee, please visit [www.novusbio.com/guarantee](http://www.novusbio.com/guarantee)

Earn gift cards/discounts by submitting a review: [www.novusbio.com/reviews/submit/NBP3-07042](http://www.novusbio.com/reviews/submit/NBP3-07042)

Earn gift cards/discounts by submitting a publication using this product:  
[www.novusbio.com/publications](http://www.novusbio.com/publications)

