

Product Datasheet

EOMES Antibody (BLR104H) - BSA Free NBP3-07014

Unit Size: 100 ug

Store at 4C.

www.novusbio.com



technical@novusbio.com

Protocols, Publications, Related Products, Reviews, Research Tools and Images at:
www.novusbio.com/NBP3-07014

Updated 9/9/2025 v.20.1

Earn rewards for product
reviews and publications.

Submit a publication at www.novusbio.com/publications

Submit a review at www.novusbio.com/reviews/destination/NBP3-07014



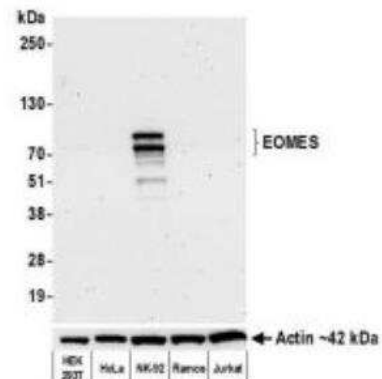
NBP3-07014

EOMES Antibody (BLR104H) - BSA Free

Product Information	
Unit Size	100 ug
Concentration	This product is unpurified. The exact concentration of antibody is not quantifiable.
Storage	Store at 4C.
Clonality	Monoclonal
Clone	BLR104H
Preservative	0.09% Sodium Azide
Isotype	IgG
Purity	Tissue culture supernatant
Buffer	Borate Buffered Saline, pH 8.2
Product Description	
Description	Novus Biologicals Rabbit EOMES Antibody (BLR104H) - BSA Free (NBP3-07014) is a recombinant monoclonal antibody validated for use in Multiplex Immunofluorescence, IHC, WB, ICC/IF and IP. All Novus Biologicals antibodies are covered by our 100% guarantee.
Host	Rabbit
Gene ID	8320
Gene Symbol	EOMES
Species	Human
Immunogen	Immunogen was a peptide representing a region between residue 125 and 175 of human eomesodermin homolog (EOMES) using the numbering given in entry NP_001265111.1 (Gene ID 8320).
Product Application Details	
Applications	Western Blot, Immunohistochemistry-Paraffin, Immunocytochemistry/ Immunofluorescence, Immunohistochemistry, Immunoprecipitation, Multiplex Immunofluorescence
Recommended Dilutions	Western Blot 1:1000, Immunohistochemistry 1:100 - 1:500, Immunocytochemistry/ Immunofluorescence 1:100 - 1:500, Immunoprecipitation 6 ul/1 mg lysate, Immunohistochemistry-Paraffin, Multiplex Immunofluorescence
Application Notes	Epitope retrieval with citrate buffer pH6.0 is recommended for FFPE cell sections.

Images

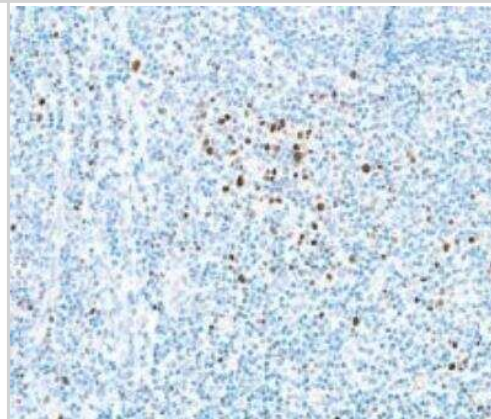
Western Blot: EOMES Antibody (BLR104H) [NBP3-07014] - Whole cell lysate (10 ug) from HEK293T, HeLa, NK-92, Ramos, and Jurkat cells prepared using NETN lysis buffer. Antibody: Rabbit anti-EOMES recombinant monoclonal antibody [BLR104H] used at 1:1000. Secondary: HRP-conjugated goat anti-rabbit IgG. Chemiluminescence with an exposure time of 75 seconds. Lower Panel: Rabbit anti-Actin recombinant monoclonal antibody [BLR057F].



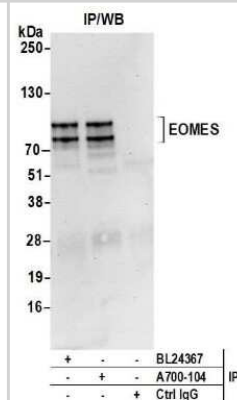
Immunocytochemistry/Immunofluorescence: EOMES Antibody (BLR104H) [NBP3-07014] - Human EOMES in NK-92 cells by ICC. Antibody: Rabbit anti-EOMES recombinant monoclonal antibody [BLR104H]. Secondary: HRPconjugated goat anti-rabbit IgG. Substrate: DAB.



Immunohistochemistry: EOMES Antibody (BLR104H) [NBP3-07014] - Human EOMES in tonsil by IHC. Antibody: Rabbit anti-EOMES recombinant monoclonal antibody [BLR104H]. Secondary: HRP-conjugated goat anti-rabbit IgG. Substrate: DAB.



Western Blot: EOMES Antibody (BLR104H) [NBP3-07014] - Detection of human EOMES by WB of immunoprecipitates from NK-92 cell lysate. Antibodies: NBP3-07014 and rabbit anti-EOMES BL24367.





Novus Biologicals USA

10730 E. Briarwood Avenue
Centennial, CO 80112
USA
Phone: 303.730.1950
Toll Free: 1.888.506.6887
Fax: 303.730.1966
nb-customerservice@bio-techne.com

Bio-Techne Canada

21 Canmotor Ave
Toronto, ON M8Z 4E6
Canada
Phone: 905.827.6400
Toll Free: 855.668.8722
Fax: 905.827.6402
canada.inquires@bio-techne.com

Bio-Techne Ltd

19 Barton Lane
Abingdon Science Park
Abingdon, OX14 3NB, United Kingdom
Phone: (44) (0) 1235 529449
Free Phone: 0800 37 34 15
Fax: (44) (0) 1235 533420
info.EMEA@bio-techne.com

General Contact Information

www.novusbio.com
Technical Support: nb-technical@bio-techne.com
Orders: nb-customerservice@bio-techne.com
General: novus@novusbio.com

Products Related to NBP3-07014

NBP2-33376H	Blue Marker Antibody (6F4-F6) [HRP]
HAF008	Goat anti-Rabbit IgG Secondary Antibody [HRP]
NB7160	Goat anti-Rabbit IgG (H+L) Secondary Antibody [HRP]
NBP2-24891	Rabbit IgG Isotype Control

Limitations

This product is for research use only and is not approved for use in humans or in clinical diagnosis. Primary Antibodies are guaranteed for 1 year from date of receipt.

For more information on our 100% guarantee, please visit www.novusbio.com/guarantee

Earn gift cards/discounts by submitting a review: www.novusbio.com/reviews/submit/NBP3-07014

Earn gift cards/discounts by submitting a publication using this product:
www.novusbio.com/publications

