

Product Datasheet

ALDH1A2 Antibody - BSA Free NBP3-06323-100ul

Unit Size: 100 ul

Store at 4C short term. Aliquot and store at -20C long term. Avoid freeze-thaw cycles.

www.novusbio.com



technical@novusbio.com

Protocols, Publications, Related Products, Reviews, Research Tools and Images at:
www.novusbio.com/NBP3-06323

Updated 3/5/2026 v.20.1

Earn rewards for product
reviews and publications.

Submit a publication at www.novusbio.com/publications

Submit a review at www.novusbio.com/reviews/destination/NBP3-06323



NBP3-06323-100ul

ALDH1A2 Antibody - BSA Free

Product Information	
Unit Size	100 ul
Concentration	Please see the vial label for concentration. If unlisted please contact technical services.
Storage	Store at 4C short term. Aliquot and store at -20C long term. Avoid freeze-thaw cycles.
Clonality	Polyclonal
Preservative	0.03% Proclin 300
Isotype	IgG
Purity	Antigen and protein A Affinity-purified
Buffer	PBS

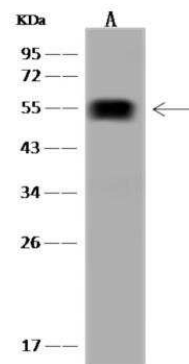
Product Description	
Description	This antibody can be stored at 2C-8C for one month without detectable loss of activity. Antibody products are stable for twelve months from date of receipt when stored at -20C to -80C. Avoid repeated freeze-thaw cycles.
Host	Rabbit
Gene ID	8854
Gene Symbol	ALDH1A2
Species	Human
Immunogen	Produced in rabbits immunized with E. coli-derived Human ALDH1A2 fragment.

Product Application Details	
Applications	Western Blot, Immunohistochemistry-Paraffin, Immunohistochemistry, Immunoprecipitation
Recommended Dilutions	Western Blot 1:500-1:2000, Immunohistochemistry 1:50-1:200, Immunoprecipitation 1-5uL/mg of lysate, Immunohistochemistry-Paraffin 1:50-1:200

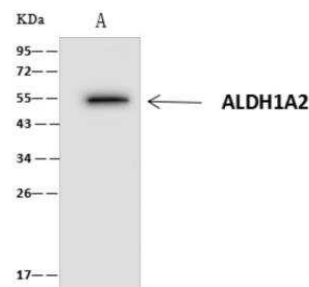


Images

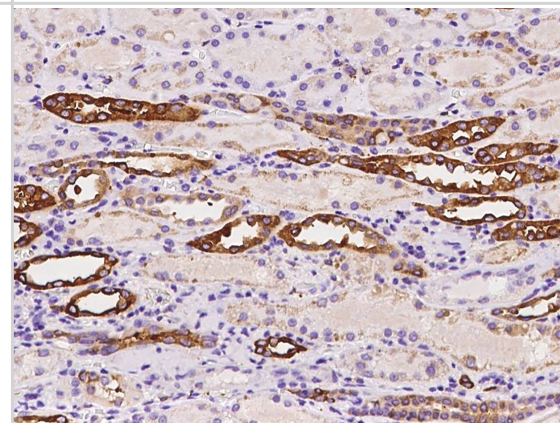
Western Blot: ALDH1A2 Antibody [NBP3-06323] - Anti-ALDH1A2 rabbit polyclonal antibody at 1:500 dilution Lane A: K562 Whole Cell Lysate Lysates/proteins at 30 ug per lane. Secondary Goat Anti-Rabbit IgG (H +L) HRP at 110000 dilution. Developed using the ECL technique. Performed under reducing conditions. Predicted band size:57 kDa Observed band size:55 kDa



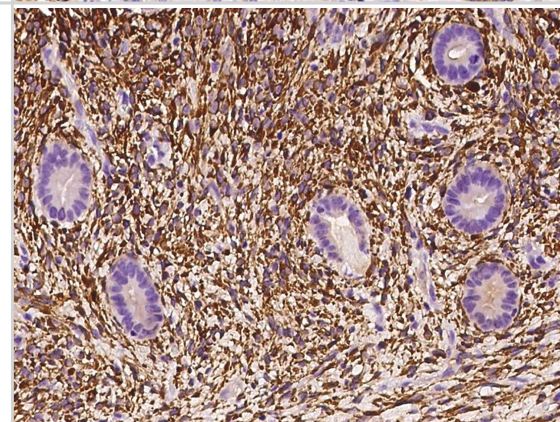
Immunoprecipitation: ALDH1A2 Antibody [NBP3-06323] - ALDH1A2 was immunoprecipitated using: Lane A:0.5 mg K562 Whole Cell Lysate 4 uL anti-ALDH1A2 rabbit polyclonal antibody and 60 ug of Immunomagnetic beads Protein AG. Primary antibody: Anti-ALDH1A2 rabbit polyclonal antibody, at 1:100 dilution. Secondary antibody: Clean-Blot IP Detection Reagent (HRP) at 1:1000dilution Developed using the ECL technique. Performed under reducing conditions. Predicted band size: 57 kDa Observed band size :55 kDa



Immunohistochemistry-Paraffin: ALDH1A2 Antibody - BSA Free [NBP3-06323] - Immunochemical staining of human ALDH1A2 in human kidney with NBP3-06323 at 1:100 dilution, formalin-fixed paraffin embedded sections.



Immunohistochemistry-Paraffin: ALDH1A2 Antibody - BSA Free [NBP3-06323] - Immunochemical staining of human ALDH1A2 in human corpus uteri with NBP3-06323 at 1:100 dilution, formalin-fixed paraffin embedded sections.





Novus Biologicals USA

10730 E. Briarwood Avenue
Centennial, CO 80112
USA
Phone: 303.730.1950
Toll Free: 1.888.506.6887
Fax: 303.730.1966
nb-customerservice@bio-techne.com

Bio-Techne Canada

21 Canmotor Ave
Toronto, ON M8Z 4E6
Canada
Phone: 905.827.6400
Toll Free: 855.668.8722
Fax: 905.827.6402
canada.inquires@bio-techne.com

Bio-Techne Ltd

19 Barton Lane
Abingdon Science Park
Abingdon, OX14 3NB, United Kingdom
Phone: (44) (0) 1235 529449
Free Phone: 0800 37 34 15
Fax: (44) (0) 1235 533420
info.EMEA@bio-techne.com

General Contact Information

www.novusbio.com
Technical Support: nb-technical@bio-techne.com
Orders: nb-customerservice@bio-techne.com
General: novus@novusbio.com

Products Related to NBP3-06323-100ul

HAF008	Goat anti-Rabbit IgG Secondary Antibody [HRP]
NB7160	Goat anti-Rabbit IgG (H+L) Secondary Antibody [HRP]
NBP2-24891	Rabbit IgG Isotype Control
NBP1-87158PEP	ALDH1A2 Recombinant Protein Antigen

Limitations

This product is for research use only and is not approved for use in humans or in clinical diagnosis. Primary Antibodies are guaranteed for 1 year from date of receipt.

For more information on our 100% guarantee, please visit www.novusbio.com/guarantee

Earn gift cards/discounts by submitting a review: www.novusbio.com/reviews/submit/NBP3-06323

Earn gift cards/discounts by submitting a publication using this product:
www.novusbio.com/publications

