

# Product Datasheet

## Caspase-4 Antibody - Azide and BSA Free NBP3-05650-100ul

Unit Size: 100 ul

Store at -20C. Avoid freeze-thaw cycles.

[www.novusbio.com](http://www.novusbio.com)



[technical@novusbio.com](mailto:technical@novusbio.com)

Protocols, Publications, Related Products, Reviews, Research Tools and Images at:  
[www.novusbio.com/NBP3-05650](http://www.novusbio.com/NBP3-05650)

Updated 9/9/2025 v.20.1

Earn rewards for product  
reviews and publications.

Submit a publication at [www.novusbio.com/publications](http://www.novusbio.com/publications)

Submit a review at [www.novusbio.com/reviews/destination/NBP3-05650](http://www.novusbio.com/reviews/destination/NBP3-05650)



**NBP3-05650-100ul**

Caspase-4 Antibody - Azide and BSA Free

| Product Information |   |
|---------------------|---|
| Unit Size           | 100 ul  |
| Concentration       | Please see the vial label for concentration. If unlisted please contact technical services. |
| Storage             | Store at -20C. Avoid freeze-thaw cycles.  |
| Clonality           | Polyclonal  |
| Preservative        | 0.05% Proclin 300   |
| Isotype             | IgG   |
| Purity              | Affinity purified   |
| Buffer              | PBS (pH 7.3), 50% glycerol  |

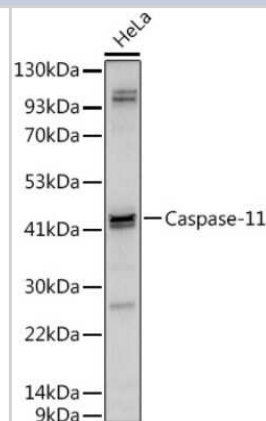
| Product Description |  |
|---------------------|--|
| Description         | Novus Biologicals Rabbit Caspase-4 Antibody - Azide and BSA Free (NBP3-05650) is a polyclonal antibody validated for use in WB. All Novus Biologicals antibodies are covered by our 100% guarantee.                        |
| Host                | Rabbit   |
| Gene ID             | 837  |
| Gene Symbol         | CASP4  |
| Species             | Human, Mouse   |
| Immunogen           | A synthetic peptide corresponding to a sequence within amino acids 200-300 of mouse Caspase-4 (NP_031635.2).<br>FLVLMSHGTLHGICGTMHSEKTPDVLQYDTIYQIFNNCHCPGLRDKPKVIIVQAC<br>RGGNSGEMWIRESSKPQLCRGVLDLPRNMEADAVKLSHVEKDFIAFY |

| Product Application Details |                            |
|-----------------------------|----------------------------|
| Applications                | Western Blot               |
| Recommended Dilutions       | Western Blot 1:100 - 1:500 |

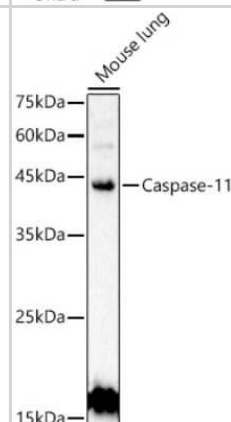


## Images

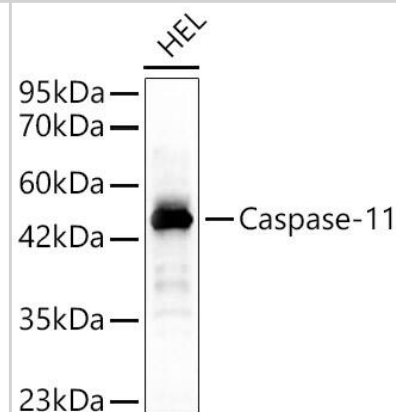
Western Blot: Caspase-4 Antibody [NBP3-05650] - Analysis of extracts of HeLa cells, using Caspase-4 antibody (NBP3-05650) at 1:500 dilution. Secondary antibody: HRP Goat Anti-Rabbit IgG (H+L) at 1:10000 dilution. Lysates/proteins: 25ug per lane. Blocking buffer: 3% nonfat dry milk in TBST. Detection: ECL Basic Kit. Exposure time: 30s.



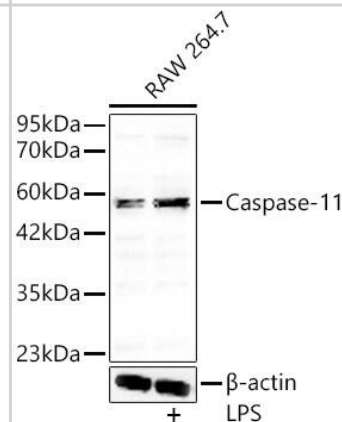
Western Blot: Caspase-4 Antibody [NBP3-05650] - Analysis of extracts of Mouse lung, using Caspase-4 antibody (NBP3-05650) at 1:500 dilution. Secondary antibody: HRP Goat Anti-Rabbit IgG (H+L) at 1:10000 dilution. Lysates/proteins: 25ug per lane. Blocking buffer: 3% nonfat dry milk in TBST. Detection: ECL Basic Kit. Exposure time: 30s.



Western Blot: Caspase-4 Antibody - Azide and BSA Free [Caspase-4] - Western blot analysis of lysates from HEL cells, using Caspase-4 Rabbit pAb at 1:700 dilution. Secondary antibody: HRP-conjugated Goat anti-Rabbit IgG (H+L) at 1:10000 dilution. Lysates/proteins: 25ug per lane. Blocking buffer: 3% nonfat dry milk in TBST. Detection: ECL Basic Kit. Exposure time: 120s.



Western Blot: Caspase-4 Antibody - Azide and BSA Free [Caspase-4] - Western blot analysis of lysates from RAW 264.7 cells, using Caspase-4 Rabbit pAb at 1:700 dilution. Raw 264.7 cells were treated by LPS (1 ug/ml) at 37C for 8 hours. Secondary antibody: HRP-conjugated Goat anti-Rabbit IgG (H+L) at 1:10000 dilution. Lysates/proteins: 25ug per lane. Blocking buffer: 3% nonfat dry milk in TBST. Detection: ECL Basic Kit. Exposure time: 120s.





### **Novus Biologicals USA**

10730 E. Briarwood Avenue  
Centennial, CO 80112  
USA  
Phone: 303.730.1950  
Toll Free: 1.888.506.6887  
Fax: 303.730.1966  
nb-customerservice@bio-techne.com

### **Bio-Techne Canada**

21 Canmotor Ave  
Toronto, ON M8Z 4E6  
Canada  
Phone: 905.827.6400  
Toll Free: 855.668.8722  
Fax: 905.827.6402  
canada.inquires@bio-techne.com

### **Bio-Techne Ltd**

19 Barton Lane  
Abingdon Science Park  
Abingdon, OX14 3NB, United Kingdom  
Phone: (44) (0) 1235 529449  
Free Phone: 0800 37 34 15  
Fax: (44) (0) 1235 533420  
info.EMEA@bio-techne.com

### **General Contact Information**

www.novusbio.com  
Technical Support: nb-technical@bio-techne.com  
Orders: nb-customerservice@bio-techne.com  
General: novus@novusbio.com

### **Products Related to NBP3-05650-100ul**

---

|             |  |
|-------------|--|
| NBP3-11853  | Jurkat Staurosporine Treated / Untreated Cell Lysate |
| NBP2-33376H | Blue Marker Antibody (6F4-F6) [HRP]                  |
| HAF008      | Goat anti-Rabbit IgG Secondary Antibody [HRP]        |
| NB7160      | Goat anti-Rabbit IgG (H+L) Secondary Antibody [HRP]  |
| NBP2-24891  | Rabbit IgG Isotype Control                           |

---

### **Limitations**

This product is for research use only and is not approved for use in humans or in clinical diagnosis. Primary Antibodies are guaranteed for 1 year from date of receipt.

For more information on our 100% guarantee, please visit [www.novusbio.com/guarantee](http://www.novusbio.com/guarantee)

Earn gift cards/discounts by submitting a review: [www.novusbio.com/reviews/submit/NBP3-05650](http://www.novusbio.com/reviews/submit/NBP3-05650)

Earn gift cards/discounts by submitting a publication using this product:  
[www.novusbio.com/publications](http://www.novusbio.com/publications)

