

Product Datasheet

Smad4 Antibody (CL9774) - BSA Free NBP3-05507

Unit Size: 100 ul

Store at 4C short term. Aliquot and store at -20C long term. Avoid freeze-thaw cycles.

www.novusbio.com



technical@novusbio.com

Protocols, Publications, Related Products, Reviews, Research Tools and Images at:
www.novusbio.com/NBP3-05507

Updated 12/2/2025 v.20.1

Earn rewards for product
reviews and publications.

Submit a publication at www.novusbio.com/publications

Submit a review at www.novusbio.com/reviews/destination/NBP3-05507



NBP3-05507

Smad4 Antibody (CL9774) - BSA Free

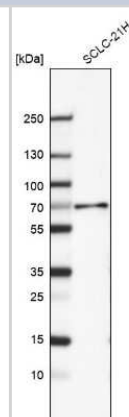
| Product Information | |
|---------------------|--|
| Unit Size | 100 ul |
| Concentration | Concentrations vary lot to lot. See vial label for concentration. If unlisted please contact technical services. |
| Storage | Store at 4C short term. Aliquot and store at -20C long term. Avoid freeze-thaw cycles. |
| Clonality | Monoclonal |
| Clone | CL9774 |
| Preservative | 0.02% Sodium Azide |
| Isotype | IgG1 |
| Purity | Protein A purified |
| Buffer | PBS (pH 7.2) and 40% Glycerol |

| Product Description | |
|---------------------|---|
| Description | Novus Biologicals Mouse Smad4 Antibody (CL9774) - BSA Free (NBP3-05507) is a monoclonal antibody validated for use in IHC and WB. All Novus Biologicals antibodies are covered by our 100% guarantee. |
| Host | Mouse |
| Gene ID | 4089 |
| Gene Symbol | SMAD4 |
| Species | Human |
| Immunogen | This antibody was developed using a recombinant protein derived from Q13485, with the exact immunogen sequence remaining proprietary. |

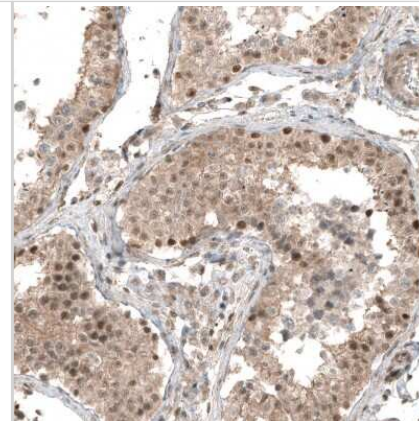
| Product Application Details | |
|-----------------------------|---|
| Applications | Western Blot, Immunohistochemistry-Paraffin, Immunohistochemistry |
| Recommended Dilutions | Western Blot 1 ug/ml, Immunohistochemistry 1:50 - 1:200, Immunohistochemistry-Paraffin 1:50 - 1:200 |
| Application Notes | For IHC-Paraffin, HIER pH 6 retrieval is recommended. |

Images

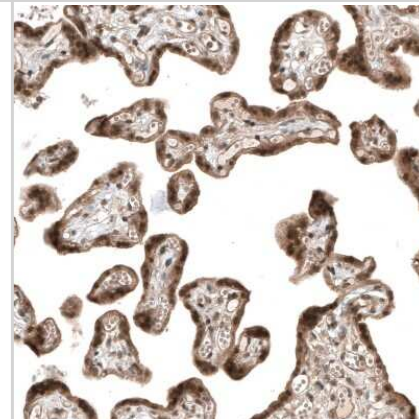
Western Blot: Smad4 Antibody (CL9774) [NBP3-05507] - Analysis in human cell line SCLC-21H.



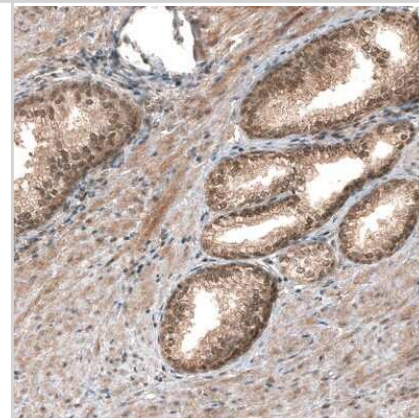
Immunohistochemistry-Paraffin: Smad4 Antibody (CL9774) [NBP3-05507] - Staining of human testis shows moderate nuclear and cytoplasmic positivity in cells in seminiferous ducts.



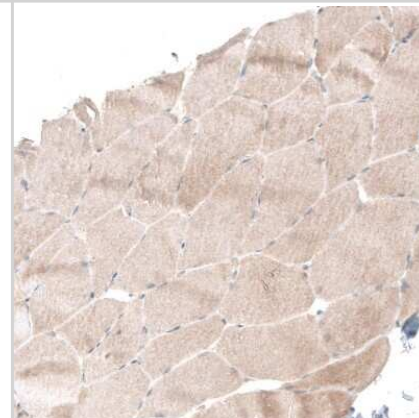
Immunohistochemistry-Paraffin: Smad4 Antibody (CL9774) [NBP3-05507] - Staining of human placenta shows moderate nuclear and cytoplasmic positivity in trophoblastic cells.



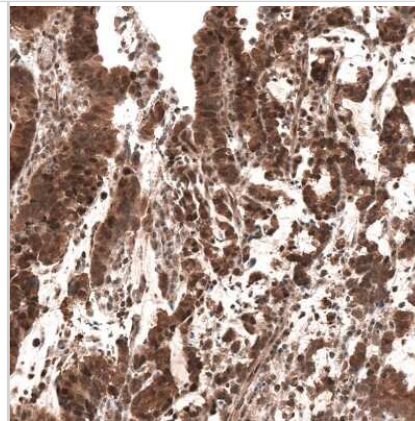
Immunohistochemistry-Paraffin: Smad4 Antibody (CL9774) [NBP3-05507] - Staining of human prostate shows moderate nuclear and cytoplasmic positivity in glandular cells.



Immunohistochemistry-Paraffin: Smad4 Antibody (CL9774) [NBP3-05507] - Staining of human skeletal muscle shows very weak cytoplasmic positivity in myocytes.



Immunohistochemistry-Paraffin: Smad4 Antibody (CL9774) [NBP3-05507] - Staining of human stomach cancer shows strong cytoplasmic and nuclear positivity.





Novus Biologicals USA

10730 E. Briarwood Avenue
Centennial, CO 80112
USA
Phone: 303.730.1950
Toll Free: 1.888.506.6887
Fax: 303.730.1966
nb-customerservice@bio-techne.com

Bio-Techne Canada

21 Canmotor Ave
Toronto, ON M8Z 4E6
Canada
Phone: 905.827.6400
Toll Free: 855.668.8722
Fax: 905.827.6402
canada.inquires@bio-techne.com

Bio-Techne Ltd

19 Barton Lane
Abingdon Science Park
Abingdon, OX14 3NB, United Kingdom
Phone: (44) (0) 1235 529449
Free Phone: 0800 37 34 15
Fax: (44) (0) 1235 533420
info.EMEA@bio-techne.com

General Contact Information

www.novusbio.com
Technical Support: nb-technical@bio-techne.com
Orders: nb-customerservice@bio-techne.com
General: novus@novusbio.com

Products Related to NBP3-05507

| | |
|------------------|--|
| NBP2-33376H | Blue Marker Antibody (6F4-F6) [HRP] |
| HAF007 | Goat anti-Mouse IgG Secondary Antibody [HRP] |
| NB7539 | Goat anti-Mouse IgG (H+L) Secondary Antibody [HRP] |
| NBP1-97005-0.5mg | Mouse IgG1 Isotype Control (MG1) |

Limitations

This product is for research use only and is not approved for use in humans or in clinical diagnosis. Primary Antibodies are guaranteed for 1 year from date of receipt.

For more information on our 100% guarantee, please visit www.novusbio.com/guarantee

Earn gift cards/discounts by submitting a review: www.novusbio.com/reviews/submit/NBP3-05507

Earn gift cards/discounts by submitting a publication using this product:
www.novusbio.com/publications

