

Product Datasheet

FOXO4 [p Ser197] Antibody - Azide and BSA Free NBP3-05393-100ul

Unit Size: 100 ul

Store at -20C. Avoid freeze-thaw cycles.

www.novusbio.com



technical@novusbio.com

Protocols, Publications, Related Products, Reviews, Research Tools and Images at:
www.novusbio.com/NBP3-05393

Updated 2/17/2026 v.20.1

Earn rewards for product
reviews and publications.

Submit a publication at www.novusbio.com/publications

Submit a review at www.novusbio.com/reviews/destination/NBP3-05393



NBP3-05393-100ul

FOXO4 [p Ser197] Antibody - Azide and BSA Free

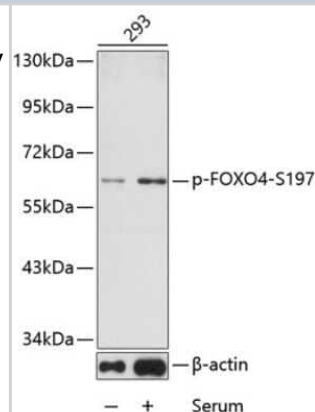
Product Information	
Unit Size	100 ul
Concentration	Please see the vial label for concentration. If unlisted please contact technical services.
Storage	Store at -20C. Avoid freeze-thaw cycles.
Clonality	Polyclonal
Preservative	0.02% Sodium Azide
Isotype	IgG
Purity	Affinity purified
Buffer	PBS (pH 7.3), 50% glycerol

Product Description	
Description	Novus Biologicals Rabbit FOXO4 [p Ser197] Antibody - Azide and BSA Free (NBP3-05393) is a polyclonal antibody validated for use in WB and ICC/IF. All Novus Biologicals antibodies are covered by our 100% guarantee.
Host	Rabbit
Gene ID	4303
Gene Symbol	FOXO4
Species	Human, Mouse, Rat
Immunogen	A synthetic phosphorylated peptide around S197 of human FOXO4 (NP_005929.2). AASMD

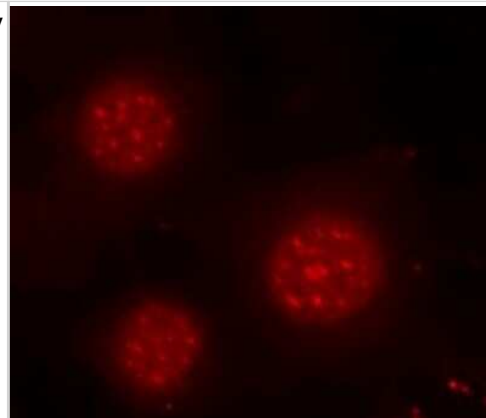
Product Application Details	
Applications	Western Blot, Immunocytochemistry/ Immunofluorescence
Recommended Dilutions	Western Blot 1:100 - 1:500, Immunocytochemistry/ Immunofluorescence 1:100 - 1:200

Images

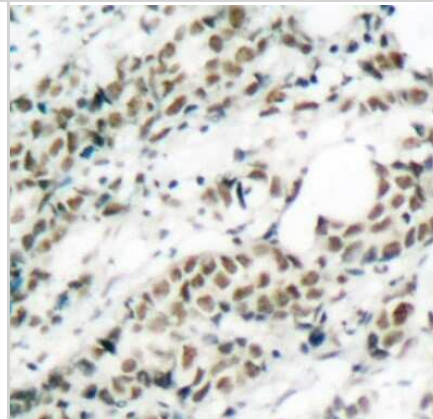
Western Blot: FOXO4 [p Ser197] Antibody [NBP3-05393] - Western blot analysis of extracts from 293 cells using phospho-FOXO4-S197 antibody (NBP3-05393). Secondary antibody: HRP Goat Anti-Rabbit IgG (H+L) at 1:10000 dilution. Lysates/proteins: 25ug per lane. Blocking buffer: 3% BSA.



Immunocytochemistry/Immunofluorescence: FOXO4 [p Ser197] Antibody [NBP3-05393] - Immunofluorescence analysis of methanol-fixed MCF-7 cells using FOXO4 antibody (NBP3-05393).



Immunohistochemistry-Paraffin: FOXO4 [p Ser197] Antibody [NBP3-05393] - Immunohistochemistry of paraffin-embedded human breast carcinoma tissue, using FOXO4 antibody (NBP3-05393).



Western Blot: FOXO4 [p Ser197] Antibody - Azide and BSA Free [FOXO4] - Western blot analysis of various lysates, using FOXO4 Rabbit pAb at 1:400 dilution.

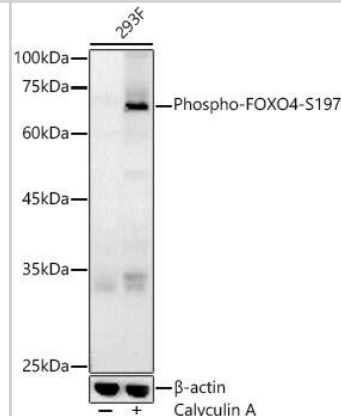
Secondary antibody: HRP-conjugated Goat anti-Rabbit IgG (H+L) at 1:10000 dilution.

Lysates/proteins: 25ug per lane.

Blocking buffer: 3% nonfat dry milk in TBST.

Detection: ECL Basic Kit .

Exposure time: 60s.



Western Blot: FOXO4 [p Ser197] Antibody - Azide and BSA Free [FOXO4] - Western blot analysis of various lysates, using FOXO4 Rabbit pAb at 1:400 dilution.

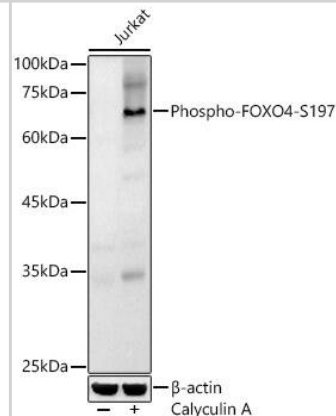
Secondary antibody: HRP-conjugated Goat anti-Rabbit IgG (H+L) at 1:10000 dilution.

Lysates/proteins: 25ug per lane.

Blocking buffer: 3% nonfat dry milk in TBST.

Detection: ECL Basic Kit .

Exposure time: 60s.





Novus Biologicals USA

10730 E. Briarwood Avenue
Centennial, CO 80112
USA
Phone: 303.730.1950
Toll Free: 1.888.506.6887
Fax: 303.730.1966
nb-customerservice@bio-techne.com

Bio-Techne Canada

21 Canmotor Ave
Toronto, ON M8Z 4E6
Canada
Phone: 905.827.6400
Toll Free: 855.668.8722
Fax: 905.827.6402
canada.inquires@bio-techne.com

Bio-Techne Ltd

19 Barton Lane
Abingdon Science Park
Abingdon, OX14 3NB, United Kingdom
Phone: (44) (0) 1235 529449
Free Phone: 0800 37 34 15
Fax: (44) (0) 1235 533420
info.EMEA@bio-techne.com

General Contact Information

www.novusbio.com
Technical Support: nb-technical@bio-techne.com
Orders: nb-customerservice@bio-techne.com
General: novus@novusbio.com

Products Related to NBP3-05393-100ul

NBP2-33376H	Blue Marker Antibody (6F4-F6) [HRP]
HAF008	Goat anti-Rabbit IgG Secondary Antibody [HRP]
NB7160	Goat anti-Rabbit IgG (H+L) Secondary Antibody [HRP]
NBP2-24891	Rabbit IgG Isotype Control

Limitations

This product is for research use only and is not approved for use in humans or in clinical diagnosis. Primary Antibodies are guaranteed for 1 year from date of receipt.

For more information on our 100% guarantee, please visit www.novusbio.com/guarantee

Earn gift cards/discounts by submitting a review: www.novusbio.com/reviews/submit/NBP3-05393

Earn gift cards/discounts by submitting a publication using this product:
www.novusbio.com/publications

