

# Product Datasheet

## Chk1 [p Ser280] Antibody - Azide and BSA Free NBP3-05379-100ul

Unit Size: 100 ul

Store at -20C. Avoid freeze-thaw cycles.

[www.novusbio.com](http://www.novusbio.com)



[technical@novusbio.com](mailto:technical@novusbio.com)

Protocols, Publications, Related Products, Reviews, Research Tools and Images at:  
[www.novusbio.com/NBP3-05379](http://www.novusbio.com/NBP3-05379)

Updated 2/17/2026 v.20.1

Earn rewards for product  
reviews and publications.

Submit a publication at [www.novusbio.com/publications](http://www.novusbio.com/publications)

Submit a review at [www.novusbio.com/reviews/destination/NBP3-05379](http://www.novusbio.com/reviews/destination/NBP3-05379)



**NBP3-05379-100ul**

Chk1 [p Ser280] Antibody - Azide and BSA Free

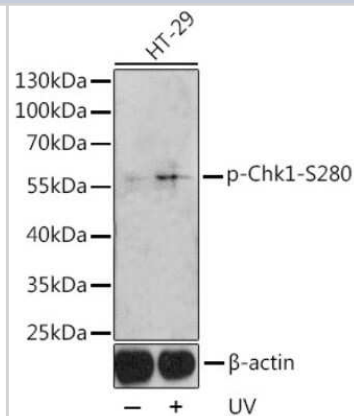
Product Information	
Unit Size	100 ul
Concentration	Please see the vial label for concentration. If unlisted please contact technical services.
Storage	Store at -20C. Avoid freeze-thaw cycles.
Clonality	Polyclonal
Preservative	0.02% Sodium Azide
Isotype	IgG
Purity	Affinity purified
Buffer	PBS (pH 7.3), 50% glycerol
Target Molecular Weight	54 kDa

Product Description	
Description	Novus Biologicals Rabbit Chk1 [p Ser280] Antibody - Azide and BSA Free (NBP3-05379) is a polyclonal antibody validated for use in IHC, WB and ELISA. All Novus Biologicals antibodies are covered by our 100% guarantee.
Host	Rabbit
Gene ID	1111
Gene Symbol	CHEK1
Species	Human, Mouse, Rat
Immunogen	A synthetic phosphorylated peptide around S280 of human Chk1 (NP_001265.2). VTSGG

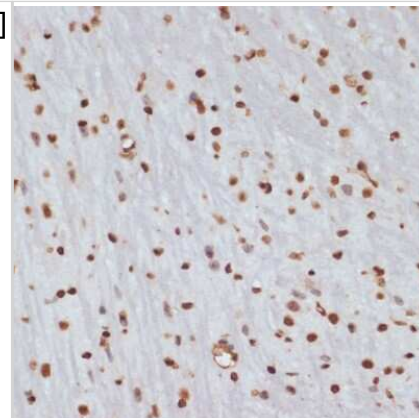
Product Application Details	
Applications	Western Blot, Immunohistochemistry-Paraffin, ELISA, Immunohistochemistry
Recommended Dilutions	Western Blot 1:500 - 1:1000, ELISA Recommended starting concentration is 1 µg/mL. Please optimize the concentration based on your specific assay requirements., Immunohistochemistry 1:50 - 1:200, Immunohistochemistry-Paraffin

**Images**

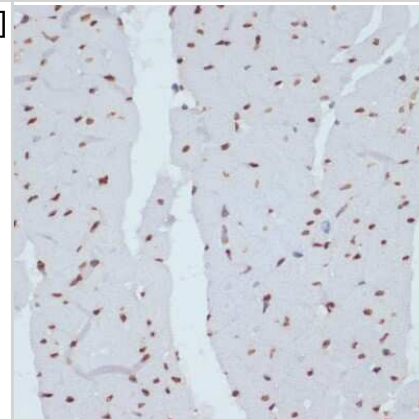
Western Blot: Chk1 [p Ser280] Antibody [NBP3-05379] - Western blot analysis of extracts of HT-29 cells, using Phospho-Chk1-Ser280 antibody (NBP3-05379) at 1:1000 dilution. Secondary antibody: HRP Goat Anti-Rabbit IgG (H+L) at 1:10000 dilution. Lysates/proteins: 25ug per lane. Blocking buffer: 3% BSA.



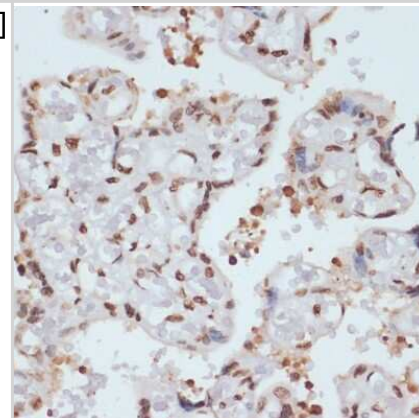
Immunohistochemistry-Paraffin: Chk1 [p Ser280] Antibody [NBP3-05379]  
 - Immunohistochemistry of paraffin-embedded mouse brain using Chk1 antibody (NBP3-05379) at dilution of 1:100 (40x lens).



Immunohistochemistry-Paraffin: Chk1 [p Ser280] Antibody [NBP3-05379]  
 - Immunohistochemistry of paraffin-embedded rat heart using Chk1 antibody (NBP3-05379) at dilution of 1:100 (40x lens).



Immunohistochemistry-Paraffin: Chk1 [p Ser280] Antibody [NBP3-05379]  
 - Immunohistochemistry of paraffin-embedded human placenta using Chk1 antibody (NBP3-05379) at dilution of 1:100 (40x lens).



Western Blot: Chk1 [p Ser280] Antibody - Azide and BSA Free [Chk1] -  
 Western blot analysis of lysates from 293T cells, using Chk1 Rabbit pAb at 1:600 dilution.

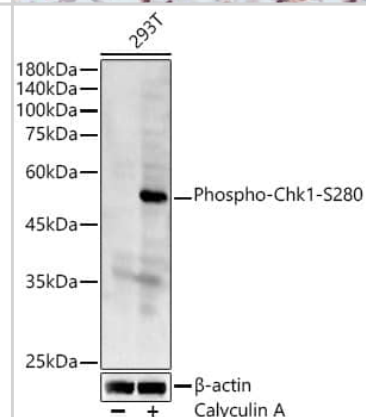
Secondary antibody: HRP-conjugated Goat anti-Rabbit IgG (H+L) at 1:10000 dilution.

Lysates/proteins: 25ug per lane.

Blocking buffer: 3% nonfat dry milk in TBST.

Detection: ECL Basic Kit .

Exposure time: 90s.





### **Novus Biologicals USA**

10730 E. Briarwood Avenue  
Centennial, CO 80112  
USA  
Phone: 303.730.1950  
Toll Free: 1.888.506.6887  
Fax: 303.730.1966  
nb-customerservice@bio-techne.com

### **Bio-Techne Canada**

21 Canmotor Ave  
Toronto, ON M8Z 4E6  
Canada  
Phone: 905.827.6400  
Toll Free: 855.668.8722  
Fax: 905.827.6402  
canada.inquires@bio-techne.com

### **Bio-Techne Ltd**

19 Barton Lane  
Abingdon Science Park  
Abingdon, OX14 3NB, United Kingdom  
Phone: (44) (0) 1235 529449  
Free Phone: 0800 37 34 15  
Fax: (44) (0) 1235 533420  
info.EMEA@bio-techne.com

### **General Contact Information**

www.novusbio.com  
Technical Support: nb-technical@bio-techne.com  
Orders: nb-customerservice@bio-techne.com  
General: novus@novusbio.com

### **Products Related to NBP3-05379-100ul**

---

NBP2-33376H	Blue Marker Antibody (6F4-F6) [HRP]
HAF008	Goat anti-Rabbit IgG Secondary Antibody [HRP]
NB7160	Goat anti-Rabbit IgG (H+L) Secondary Antibody [HRP]
NBP2-24891	Rabbit IgG Isotype Control

---

### **Limitations**

This product is for research use only and is not approved for use in humans or in clinical diagnosis. Primary Antibodies are guaranteed for 1 year from date of receipt.

For more information on our 100% guarantee, please visit [www.novusbio.com/guarantee](http://www.novusbio.com/guarantee)

Earn gift cards/discounts by submitting a review: [www.novusbio.com/reviews/submit/NBP3-05379](http://www.novusbio.com/reviews/submit/NBP3-05379)

Earn gift cards/discounts by submitting a publication using this product:  
[www.novusbio.com/publications](http://www.novusbio.com/publications)

