

Product Datasheet

AUTS2 Antibody NBP3-05291

Unit Size: 0.1 mg

Store at -20C. Avoid freeze-thaw cycles.

www.novusbio.com



technical@novusbio.com

Protocols, Publications, Related Products, Reviews, Research Tools and Images at:
www.novusbio.com/NBP3-05291

Updated 9/9/2025 v.20.1

Earn rewards for product
reviews and publications.

Submit a publication at www.novusbio.com/publications

Submit a review at www.novusbio.com/reviews/destination/NBP3-05291



NBP3-05291

AUTS2 Antibody

Product Information	
Unit Size	0.1 mg
Concentration	Please see the vial label for concentration. If unlisted please contact technical services.
Storage	Store at -20C. Avoid freeze-thaw cycles.
Clonality	Polyclonal
Preservative	0.02% Sodium Azide
Isotype	IgG
Purity	Immunogen affinity purified
Buffer	Tris saline (20 mM Tris pH 7.3, 150 mM NaCl), 0.5% BSA

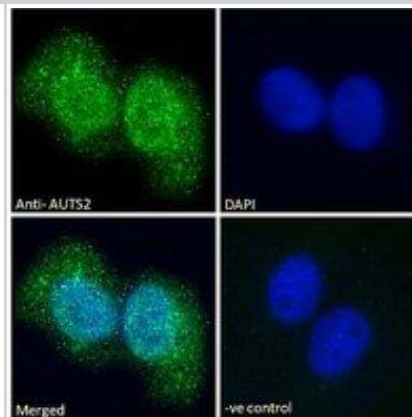
Product Description	
Description	Novus Biologicals Goat AUTS2 Antibody (NBP3-05291) is a polyclonal antibody validated for use in ELISA, Flow and ICC/IF. All Novus Biologicals antibodies are covered by our 100% guarantee.
Host	Goat
Gene ID	26053
Gene Symbol	AUTS2
Species	Human
Specificity/Sensitivity	This antibody is expected to recognize isoforms 1 and 2 (NP_056385.1 and NP_001120703.1 resp.).
Immunogen	Tris saline (20 mM Tris pH 7.3, 150 mM NaCl), 0.5% BSA

Product Application Details	
Applications	Flow Cytometry, Immunocytochemistry/ Immunofluorescence, Peptide ELISA
Recommended Dilutions	Flow Cytometry 10 ug/mL, Immunocytochemistry/ Immunofluorescence 10 ug/mL, Peptide ELISA Detection limit 1:32000

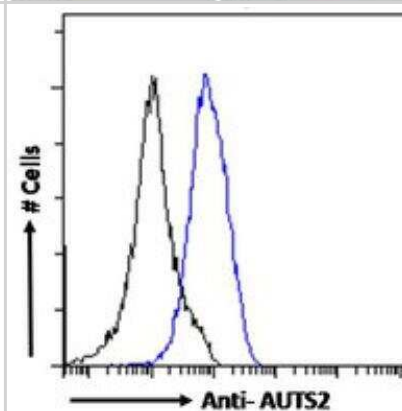


Images

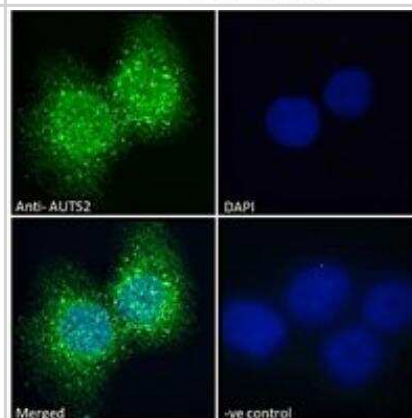
Immunocytochemistry/Immunofluorescence: AUTS2 Antibody [NBP3-05291] - Immunofluorescence analysis of paraformaldehyde fixed U2OS cells, permeabilized with 0.15% Triton. Primary incubation 1hr (10 ug/mL) followed by Alexa Fluor 488 secondary antibody (2 ug/mL), showing nuclear and cytoplasmic staining. The nuclear stain is DAPI (blue). Negative control: Unimmunized goat IgG (10 ug/mL) followed by Alexa Fluor 488 secondary antibody (2 ug/mL).



Flow Cytometry: AUTS2 Antibody [NBP3-05291] - Flow cytometric analysis of paraformaldehyde fixed A431 cells (blue line), permeabilized with 0.5% Triton. Primary incubation 1hr (10 ug/mL) followed by Alexa Fluor 488 secondary antibody (1 ug/mL). IgG control: Unimmunized goat IgG (black line) followed by Alexa Fluor 488 secondary antibody.



Immunocytochemistry/Immunofluorescence: AUTS2 Antibody [NBP3-05291] - Immunofluorescence analysis of paraformaldehyde fixed A431 cells, permeabilized with 0.15% Triton. Primary incubation 1hr (10 ug/mL) followed by Alexa Fluor 488 secondary antibody (2 ug/mL), showing nuclear and cytoplasmic staining. The nuclear stain is DAPI (blue). Negative control: Unimmunized goat IgG (10 ug/mL) followed by Alexa Fluor 488 secondary antibody (2 ug/mL).





Novus Biologicals USA

10730 E. Briarwood Avenue
Centennial, CO 80112
USA
Phone: 303.730.1950
Toll Free: 1.888.506.6887
Fax: 303.730.1966
nb-customerservice@bio-techne.com

Bio-Techne Canada

21 Canmotor Ave
Toronto, ON M8Z 4E6
Canada
Phone: 905.827.6400
Toll Free: 855.668.8722
Fax: 905.827.6402
canada.inquires@bio-techne.com

Bio-Techne Ltd

19 Barton Lane
Abingdon Science Park
Abingdon, OX14 3NB, United Kingdom
Phone: (44) (0) 1235 529449
Free Phone: 0800 37 34 15
Fax: (44) (0) 1235 533420
info.EMEA@bio-techne.com

General Contact Information

www.novusbio.com
Technical Support: nb-technical@bio-techne.com
Orders: nb-customerservice@bio-techne.com
General: novus@novusbio.com

Products Related to NBP3-05291

HAF017	Rabbit anti-Goat IgG Secondary Antibody [HRP (Horseradish Peroxidase)]
HAF109	Donkey anti-Goat IgG Secondary Antibody [HRP (Horseradish Peroxidase)]
NB410-28088-1mg	Goat IgG Isotype Control
H00026053-Q01-10ug	Recombinant Human AUTS2 GST (N-Term) Protein

Limitations

This product is for research use only and is not approved for use in humans or in clinical diagnosis. Primary Antibodies are guaranteed for 1 year from date of receipt.

For more information on our 100% guarantee, please visit www.novusbio.com/guarantee

Earn gift cards/discounts by submitting a review: www.novusbio.com/reviews/submit/NBP3-05291

Earn gift cards/discounts by submitting a publication using this product:
www.novusbio.com/publications



