

Product Datasheet

IGHMBP2 Antibody - Azide and BSA Free NBP3-05096-100ul

Unit Size: 100 ul

Store at -20C. Avoid freeze-thaw cycles.

www.novusbio.com



technical@novusbio.com

Publications: 2

Protocols, Publications, Related Products, Reviews, Research Tools and Images at:
www.novusbio.com/NBP3-05096

Updated 9/9/2025 v.20.1

Earn rewards for product
reviews and publications.

Submit a publication at www.novusbio.com/publications

Submit a review at www.novusbio.com/reviews/destination/NBP3-05096



NBP3-05096-100ul

IGHMBP2 Antibody - Azide and BSA Free

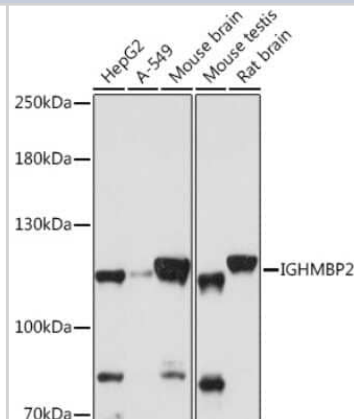
Product Information	
Unit Size	100 ul
Concentration	Please see the vial label for concentration. If unlisted please contact technical services.
Storage	Store at -20C. Avoid freeze-thaw cycles.
Clonality	Polyclonal
Preservative	0.01% Thimerosal
Isotype	IgG
Purity	Affinity purified
Buffer	PBS (pH 7.3), 50% glycerol
Target Molecular Weight	109 kDa

Product Description	
Description	Novus Biologicals Rabbit IGHMBP2 Antibody - Azide and BSA Free (NBP3-05096) is a polyclonal antibody validated for use in IHC, WB and ELISA. Anti-IGHMBP2 Antibody: Cited in 1 publication. All Novus Biologicals antibodies are covered by our 100% guarantee.
Host	Rabbit
Gene ID	3508
Gene Symbol	IGHMBP2
Species	Human, Mouse, Rat
Immunogen	Recombinant fusion protein containing a sequence corresponding to amino acids 540-720 of human IGHMBP2 (NP_002171.2). PYNLQVDLLRQSLVHRHPELEIKSVDGFGQGREKEAVILSFVRSNRKGEVGFLEAEDRRINVAVTRARRHVAVICDSRTVNNHAFLLKTLVEYFTQHGEVRTAFEYLDDIVPENYSHENSQGSSHAATKPQGPATSTRTGSQRQEGGQEAAPARQGRKKPA GKSLASEAPSQPSLNGGSPEGV

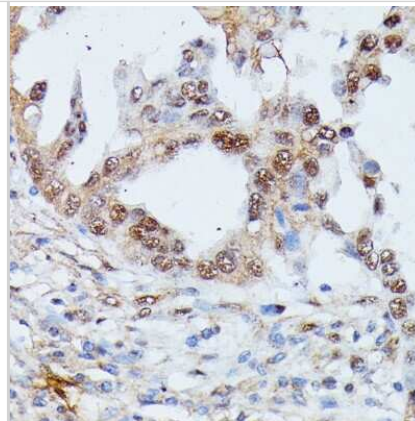
Product Application Details	
Applications	Western Blot, Immunohistochemistry-Paraffin, ELISA, Immunohistochemistry
Recommended Dilutions	Western Blot 1:500-1:2000, ELISA, Immunohistochemistry 1:50-1:100, Immunohistochemistry-Paraffin

Images

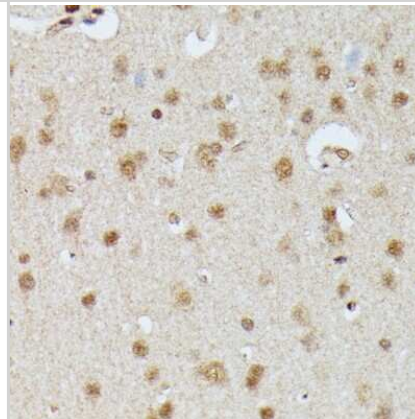
Western Blot: IGHMBP2 Antibody [NBP3-05096] - Analysis of extracts of various cell lines, using IGHMBP2 antibody at 1:1000 dilution. Secondary antibody: HRP Goat Anti-Rabbit IgG (H+L) at 1:10000 dilution. Lysates/proteins: 25ug per lane. Blocking buffer: 3% nonfat dry milk in TBST. Detection: ECL Basic Kit



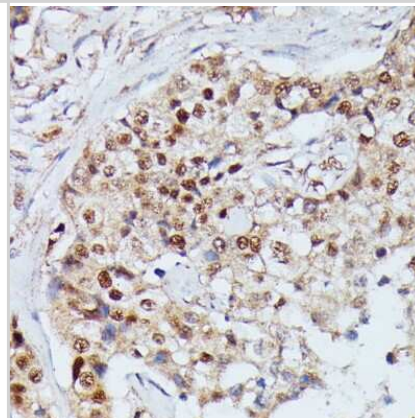
Immunohistochemistry-Paraffin: IGHMBP2 Antibody [NBP3-05096] - Human lung cancer using IGHMBP2 antibody at dilution of 1:100 (40x lens).



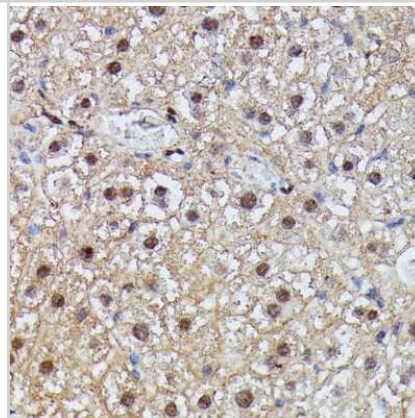
Immunohistochemistry-Paraffin: IGHMBP2 Antibody [NBP3-05096] - Rat brain using IGHMBP2 antibody at dilution of 1:100 (40x lens).



Immunohistochemistry-Paraffin: IGHMBP2 Antibody [NBP3-05096] - Human mammary cancer using IGHMBP2 antibody at dilution of 1:100 (40x lens).



Immunohistochemistry-Paraffin: IGHMBP2 Antibody [NBP3-05096] - Mouse liver using IGHMBP2 antibody at dilution of 1:100 (40x lens).



Publications

Vadla GP, Ricardez Hernandez SM, Mao J et al. ABT1 modifies SMARD1 pathology via interactions with IGHMBP2 and stimulation of ATPase and helicase activity JCI insight 2022-12-08 [PMID: 36480289] (WB, Mouse, Human)

Vadla GP, Ricardez Hernandez SM, Mao J et al. ABT1 modifies SMARD1 pathology via interactions with IGHMBP2 and stimulation of ATPase and helicase activity JCI insight 2022-12-08 [PMID: 36480289] (WB, Human, Mouse)



Novus Biologicals USA

10730 E. Briarwood Avenue
Centennial, CO 80112
USA

Phone: 303.730.1950

Toll Free: 1.888.506.6887

Fax: 303.730.1966

nb-customerservice@bio-techne.com

Bio-Techne Canada

21 Canmotor Ave
Toronto, ON M8Z 4E6
Canada

Phone: 905.827.6400

Toll Free: 855.668.8722

Fax: 905.827.6402

canada.inquires@bio-techne.com

Bio-Techne Ltd

19 Barton Lane
Abingdon Science Park
Abingdon, OX14 3NB, United Kingdom

Phone: (44) (0) 1235 529449

Free Phone: 0800 37 34 15

Fax: (44) (0) 1235 533420

info.EMEA@bio-techne.com

General Contact Information

www.novusbio.com

Technical Support: nb-technical@bio-techne.com

Orders: nb-customerservice@bio-techne.com

General: novus@novusbio.com

Products Related to NBP3-05096-100ul

NBP2-33376H	Blue Marker Antibody (6F4-F6) [HRP]
HAF008	Goat anti-Rabbit IgG Secondary Antibody [HRP]
NB7160	Goat anti-Rabbit IgG (H+L) Secondary Antibody [HRP]
NBP2-24891	Rabbit IgG Isotype Control

Limitations

This product is for research use only and is not approved for use in humans or in clinical diagnosis. Primary Antibodies are guaranteed for 1 year from date of receipt.

For more information on our 100% guarantee, please visit www.novusbio.com/guarantee

Earn gift cards/discounts by submitting a review: www.novusbio.com/reviews/submit/NBP3-05096

Earn gift cards/discounts by submitting a publication using this product:
www.novusbio.com/publications

