

Product Datasheet

KIF3A Antibody - BSA Free

NBP3-05030-100ul

Unit Size: 100 ul

Store at -20C. Avoid freeze-thaw cycles.

www.novusbio.com



technical@novusbio.com

Protocols, Publications, Related Products, Reviews, Research Tools and Images at:
www.novusbio.com/NBP3-05030

Updated 9/9/2025 v.20.1

Earn rewards for product
reviews and publications.

Submit a publication at www.novusbio.com/publications

Submit a review at www.novusbio.com/reviews/destination/NBP3-05030



NBP3-05030-100ul

KIF3A Antibody - BSA Free

Product Information	
Unit Size	100 ul
Concentration	Please see the vial label for concentration. If unlisted please contact technical services.
Storage	Store at -20C. Avoid freeze-thaw cycles.
Clonality	Polyclonal
Preservative	0.02% Sodium Azide
Isotype	IgG
Purity	Affinity purified
Buffer	PBS (pH 7.3), 50% glycerol
Target Molecular Weight	80 kDa

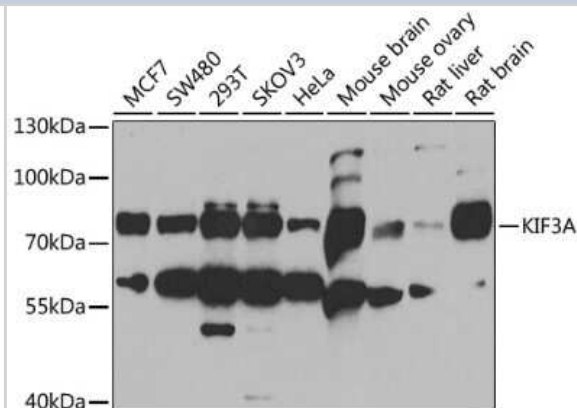
Product Description	
Description	Novus Biologicals Rabbit KIF3A Antibody - BSA Free (NBP3-05030) is a polyclonal antibody validated for use in IHC, WB, ELISA, ICC/IF and IP. All Novus Biologicals antibodies are covered by our 100% guarantee.
Host	Rabbit
Gene ID	11127
Gene Symbol	KIF3A
Species	Human, Mouse, Rat
Immunogen	Recombinant fusion protein containing a sequence corresponding to amino acids 430-699 of human KIF3A (NP_008985.3). RKALETKLDMEEEERNKARAELEKREKDLLKAQQEHQSLLEKLSALEKKVIVGG VDLLAKAEEQEKLLEESNMELEERRKRAEQLRRELEEKEQERLDIEEKYTSLQE EAQGKTKKLLKVVWMLMAAKSEMADLQQEHQREIEGLLENIRQLSRELRLQML IIDNFIPRDYQEMIENYVHWNE DIGEWQLKCVAYTGNNMRKQTPVPDKKEKDP FEVDLSHVYLAYTEESLRQSLMKLERPRTSKGKARPKTGRRKRSAPETVIDSL LQ

Product Application Details	
Applications	Western Blot, Immunohistochemistry-Paraffin, ELISA, Immunocytochemistry/ Immunofluorescence, Immunohistochemistry, Immunoprecipitation
Recommended Dilutions	Western Blot 1:500-1:2000, ELISA, Immunohistochemistry 1:100 - 1:500, Immunocytochemistry/ Immunofluorescence 1:50-1:200, Immunoprecipitation 0.5µg-4µg antibody for 200µg-400µg extracts of whole cells, Immunohistochemistry-Paraffin 1:100 - 1:500

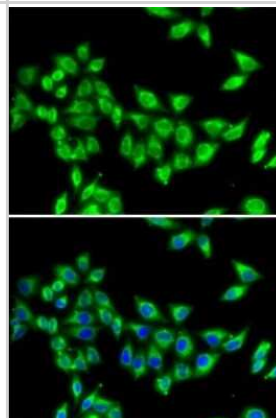


Images

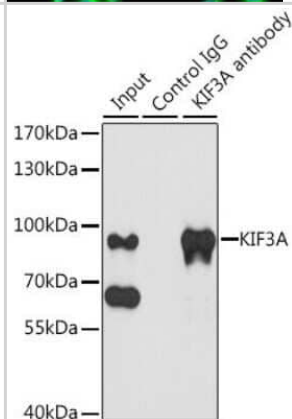
Western Blot: KIF3A Antibody [NBP3-05030] - Analysis of extracts of various cell lines, using KIF3A antibody at 1:1000 dilution. Secondary antibody: HRP Goat Anti-Rabbit IgG (H+L) at 1:10000 dilution. Lysates/proteins: 25ug per lane. Blocking buffer: 3% nonfat dry milk in TBST. Detection: ECL Basic Kit



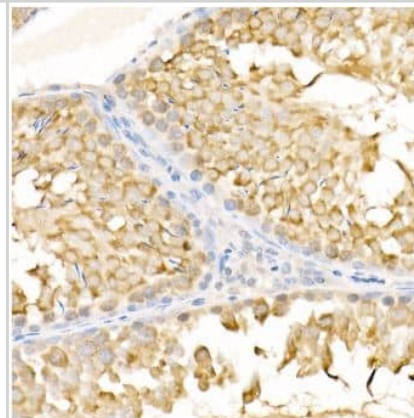
Immunocytochemistry/Immunofluorescence: KIF3A Antibody [NBP3-05030] - Analysis of MCF7 cells using KIF3A antibody. Blue: DAPI for nuclear staining.



Immunoprecipitation: KIF3A Antibody [NBP3-05030] - Analysis of 200ug extracts of MCF-7 cells, using KIF3A antibody. Western blot was performed from the immunoprecipitate using this antibody.



Immunohistochemistry-Paraffin: KIF3A Antibody [NBP3-05030] - Rat testis using KIF3A Rabbit pAb at dilution of 1:500 (40x lens). Perform high pressure antigen retrieval with 10 mM citrate buffer pH 6.0 before commencing with IHC staining protocol.





Novus Biologicals USA

10730 E. Briarwood Avenue
Centennial, CO 80112
USA
Phone: 303.730.1950
Toll Free: 1.888.506.6887
Fax: 303.730.1966
nb-customerservice@bio-techne.com

Bio-Techne Canada

21 Canmotor Ave
Toronto, ON M8Z 4E6
Canada
Phone: 905.827.6400
Toll Free: 855.668.8722
Fax: 905.827.6402
canada.inquires@bio-techne.com

Bio-Techne Ltd

19 Barton Lane
Abingdon Science Park
Abingdon, OX14 3NB, United Kingdom
Phone: (44) (0) 1235 529449
Free Phone: 0800 37 34 15
Fax: (44) (0) 1235 533420
info.EMEA@bio-techne.com

General Contact Information

www.novusbio.com
Technical Support: nb-technical@bio-techne.com
Orders: nb-customerservice@bio-techne.com
General: novus@novusbio.com

Products Related to NBP3-05030-100ul

NBP2-33376H	Blue Marker Antibody (6F4-F6) [HRP]
HAF008	Goat anti-Rabbit IgG Secondary Antibody [HRP]
NB7160	Goat anti-Rabbit IgG (H+L) Secondary Antibody [HRP]
NBP2-24891	Rabbit IgG Isotype Control

Limitations

This product is for research use only and is not approved for use in humans or in clinical diagnosis. Primary Antibodies are guaranteed for 1 year from date of receipt.

For more information on our 100% guarantee, please visit www.novusbio.com/guarantee

Earn gift cards/discounts by submitting a review: www.novusbio.com/reviews/submit/NBP3-05030

Earn gift cards/discounts by submitting a publication using this product:
www.novusbio.com/publications

