

Product Datasheet

METTL7A Antibody - BSA Free NBP3-04948-100ul

Unit Size: 100 ul

Store at -20C. Avoid freeze-thaw cycles.

www.novusbio.com



technical@novusbio.com

Protocols, Publications, Related Products, Reviews, Research Tools and Images at:
www.novusbio.com/NBP3-04948

Updated 9/9/2025 v.20.1

Earn rewards for product
reviews and publications.

Submit a publication at www.novusbio.com/publications

Submit a review at www.novusbio.com/reviews/destination/NBP3-04948



NBP3-04948-100ul

METTL7A Antibody - BSA Free

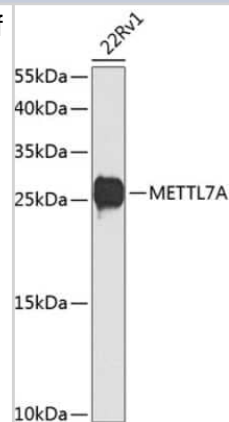
Product Information	
Unit Size	100 ul
Concentration	Please see the vial label for concentration. If unlisted please contact technical services.
Storage	Store at -20C. Avoid freeze-thaw cycles.
Clonality	Polyclonal
Preservative	0.02% Sodium Azide
Isotype	IgG
Purity	Affinity purified
Buffer	PBS (pH 7.3), 50% glycerol
Target Molecular Weight	28 kDa

Product Description	
Description	Novus Biologicals Rabbit METTL7A Antibody - BSA Free (NBP3-04948) is a polyclonal antibody validated for use in IHC, WB and ICC/IF. All Novus Biologicals antibodies are covered by our 100% guarantee.
Host	Rabbit
Gene ID	25840
Gene Symbol	TMT1A
Species	Human, Mouse, Rat
Immunogen	Recombinant fusion protein containing a sequence corresponding to amino acids 30-244 of human METTL7A (NP_054752.3). WICKKWFPPYFLVRFTVIYNEQMASKKRELFNSNLQEFAGPSGKLSLLEVGCSTG ANFKFYPPGCRVTCIDPNPNFEKFLIKSIAENRHLQFERFVVAAGENMHQVADG SVDVVVCTLVLCVKNQERILREVCRVLRPGGAFYFMEHVAAECSTWNYFWQ QVLDPAWHLLFDGCNLTRESWKALERASFSKLLKQHIQAPLSWELVRPHIYGY AVK

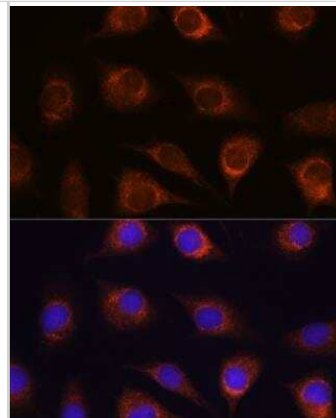
Product Application Details	
Applications	Western Blot, Immunohistochemistry-Paraffin, Immunocytochemistry/ Immunofluorescence, Immunohistochemistry
Recommended Dilutions	Western Blot 1:500-1:2000, Immunohistochemistry 1:50-1:200, Immunocytochemistry/ Immunofluorescence 1:50-1:200, Immunohistochemistry-Paraffin

Images

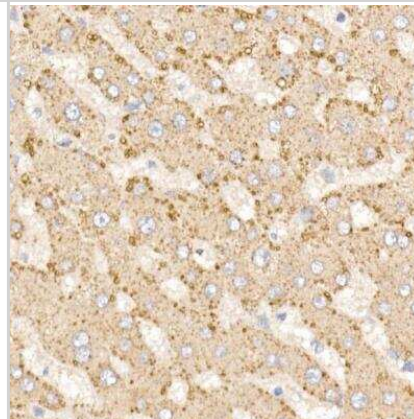
Western Blot: METTL7A Antibody [NBP3-04948] - Analysis of extracts of 22Rv1 cells, using METTL7A antibody at 1:1000 dilution. Secondary antibody: HRP Goat Anti-Rabbit IgG (H+L) at 1:10000 dilution. Lysates/proteins: 25ug per lane. Blocking buffer: 3% nonfat dry milk in TBST. Detection: ECL Basic Kit



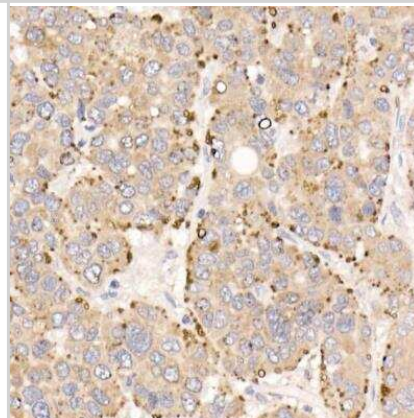
Immunocytochemistry/Immunofluorescence: METTL7A Antibody [NBP3-04948] - Analysis of L929 cells using METTL7A Rabbit pAb at dilution of 1:100. Blue: DAPI for nuclear staining.



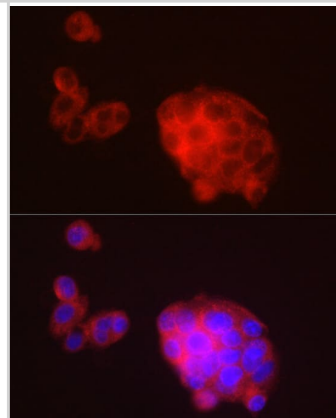
Immunohistochemistry-Paraffin: METTL7A Antibody [NBP3-04948] - Human liver using METTL7A Rabbit pAb at dilution of 1:25 (40x lens). Perform high pressure antigen retrieval with 10 mM citrate buffer pH 6.0 before commencing with IHC staining protocol.



Immunohistochemistry-Paraffin: METTL7A Antibody [NBP3-04948] - Human liver cancer using METTL7A Rabbit pAb at dilution of 1:25 (40x lens). Perform high pressure antigen retrieval with 10 mM citrate buffer pH 6.0 before commencing with IHC staining protocol.



Immunocytochemistry/ Immunofluorescence: METTL7A Antibody - BSA Free [METTL7A] - Immunofluorescence analysis of HepG2 cells using METTL7A Rabbit pAb at dilution of 1:100 (40x lens). Secondary antibody: Cy3 Goat Anti-Rabbit IgG (H+L) at 1:500 dilution. Blue: DAPI for nuclear staining.





Novus Biologicals USA

10730 E. Briarwood Avenue
Centennial, CO 80112
USA
Phone: 303.730.1950
Toll Free: 1.888.506.6887
Fax: 303.730.1966
nb-customerservice@bio-techne.com

Bio-Techne Canada

21 Canmotor Ave
Toronto, ON M8Z 4E6
Canada
Phone: 905.827.6400
Toll Free: 855.668.8722
Fax: 905.827.6402
canada.inquires@bio-techne.com

Bio-Techne Ltd

19 Barton Lane
Abingdon Science Park
Abingdon, OX14 3NB, United Kingdom
Phone: (44) (0) 1235 529449
Free Phone: 0800 37 34 15
Fax: (44) (0) 1235 533420
info.EMEA@bio-techne.com

General Contact Information

www.novusbio.com
Technical Support: nb-technical@bio-techne.com
Orders: nb-customerservice@bio-techne.com
General: novus@novusbio.com

Products Related to NBP3-04948-100ul

NBP2-33376H	Blue Marker Antibody (6F4-F6) [HRP]
HAF008	Goat anti-Rabbit IgG Secondary Antibody [HRP]
NB7160	Goat anti-Rabbit IgG (H+L) Secondary Antibody [HRP]
NBP2-24891	Rabbit IgG Isotype Control

Limitations

This product is for research use only and is not approved for use in humans or in clinical diagnosis. Primary Antibodies are guaranteed for 1 year from date of receipt.

For more information on our 100% guarantee, please visit www.novusbio.com/guarantee

Earn gift cards/discounts by submitting a review: www.novusbio.com/reviews/submit/NBP3-04948

Earn gift cards/discounts by submitting a publication using this product:
www.novusbio.com/publications

