

# Product Datasheet

## FAM20A Antibody - BSA Free NBP3-04714-100ul

Unit Size: 100 ul

Store at -20C. Avoid freeze-thaw cycles.

[www.novusbio.com](http://www.novusbio.com)



[technical@novusbio.com](mailto:technical@novusbio.com)

Protocols, Publications, Related Products, Reviews, Research Tools and Images at:  
[www.novusbio.com/NBP3-04714](http://www.novusbio.com/NBP3-04714)

Updated 10/13/2025 v.20.1

Earn rewards for product  
reviews and publications.

Submit a publication at [www.novusbio.com/publications](http://www.novusbio.com/publications)

Submit a review at [www.novusbio.com/reviews/destination/NBP3-04714](http://www.novusbio.com/reviews/destination/NBP3-04714)



**NBP3-04714-100ul**

FAM20A Antibody - BSA Free

Product Information	
Unit Size	100 ul
Concentration	Please see the vial label for concentration. If unlisted please contact technical services.
Storage	Store at -20C. Avoid freeze-thaw cycles.
Clonality	Polyclonal
Preservative	0.02% Sodium Azide
Isotype	IgG
Purity	Affinity purified
Buffer	PBS (pH 7.3), 50% glycerol
Target Molecular Weight	61 kDa

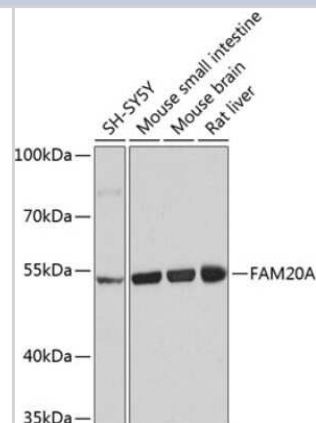
Product Description	
Description	Novus Biologicals Rabbit FAM20A Antibody - BSA Free (NBP3-04714) is a polyclonal antibody validated for use in IHC and WB. All Novus Biologicals antibodies are covered by our 100% guarantee.
Host	Rabbit
Gene ID	54757
Gene Symbol	FAM20A
Species	Human, Mouse, Rat
Immunogen	Recombinant fusion protein containing a sequence corresponding to amino acids 140-240 of human FAM20A (NP_060035.2). YREQMNLTSLDPPLQLRLEASWVQFHLGINRHGLYSRSSPVVSKLLQDMRHFP TISADYSQDEKALLGACDCTQIVKPSGVHLKLVLRFSDFGKAMFKPMR

Product Application Details	
Applications	Western Blot, Immunohistochemistry-Paraffin, ELISA, Immunohistochemistry
Recommended Dilutions	Western Blot 1:500-1:2000, ELISA Recommended starting concentration is 1 µg/mL, Immunohistochemistry 1:100-1:200, Immunohistochemistry-Paraffin

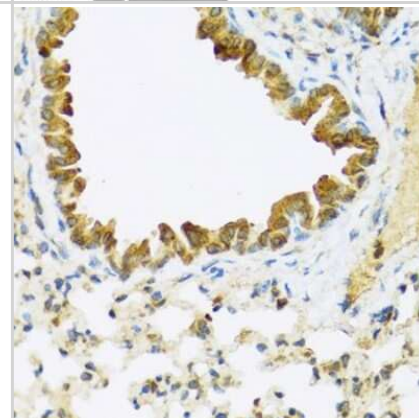


## Images

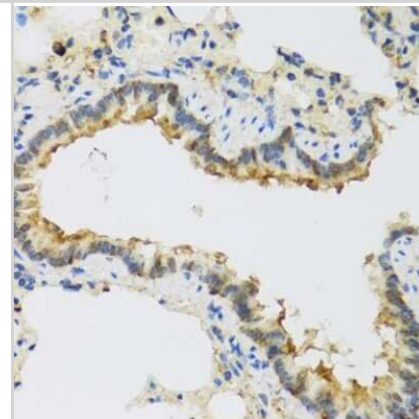
Western Blot: FAM20A Antibody [NBP3-04714] - Analysis of extracts of various cell lines, using FAM20A antibody at 1:1000 dilution. Secondary antibody: HRP Goat Anti-Rabbit IgG (H+L) at 1:10000 dilution. Lysates/proteins: 25ug per lane. Blocking buffer: 3% nonfat dry milk in TBST. Detection: ECL Basic Kit



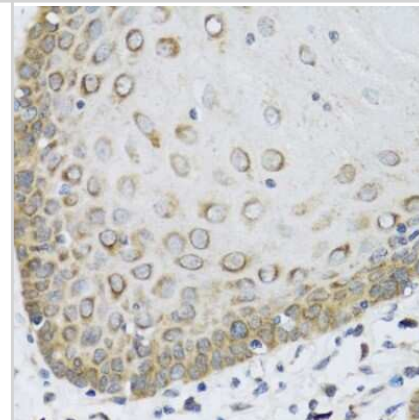
Immunohistochemistry-Paraffin: FAM20A Antibody [NBP3-04714] - Paraffin-embedded mouse lung using FAM20A antibody at dilution of 1:100 (40x lens).



Immunohistochemistry-Paraffin: FAM20A Antibody [NBP3-04714] - Paraffin-embedded rat lung using FAM20A antibody at dilution of 1:100 (40x lens).



Immunohistochemistry-Paraffin: FAM20A Antibody [NBP3-04714] - Paraffin-embedded human esophagus using FAM20A antibody at dilution of 1:100 (40x lens).





### **Novus Biologicals USA**

10730 E. Briarwood Avenue  
Centennial, CO 80112  
USA  
Phone: 303.730.1950  
Toll Free: 1.888.506.6887  
Fax: 303.730.1966  
nb-customerservice@bio-techne.com

### **Bio-Techne Canada**

21 Canmotor Ave  
Toronto, ON M8Z 4E6  
Canada  
Phone: 905.827.6400  
Toll Free: 855.668.8722  
Fax: 905.827.6402  
canada.inquires@bio-techne.com

### **Bio-Techne Ltd**

19 Barton Lane  
Abingdon Science Park  
Abingdon, OX14 3NB, United Kingdom  
Phone: (44) (0) 1235 529449  
Free Phone: 0800 37 34 15  
Fax: (44) (0) 1235 533420  
info.EMEA@bio-techne.com

### **General Contact Information**

www.novusbio.com  
Technical Support: nb-technical@bio-techne.com  
Orders: nb-customerservice@bio-techne.com  
General: novus@novusbio.com

### **Products Related to NBP3-04714-100ul**

---

NBP2-33376H	Blue Marker Antibody (6F4-F6) [HRP]
HAF008	Goat anti-Rabbit IgG Secondary Antibody [HRP]
NB7160	Goat anti-Rabbit IgG (H+L) Secondary Antibody [HRP]
NBP2-24891	Rabbit IgG Isotype Control

---

### **Limitations**

This product is for research use only and is not approved for use in humans or in clinical diagnosis. Primary Antibodies are guaranteed for 1 year from date of receipt.

For more information on our 100% guarantee, please visit [www.novusbio.com/guarantee](http://www.novusbio.com/guarantee)

Earn gift cards/discounts by submitting a review: [www.novusbio.com/reviews/submit/NBP3-04714](http://www.novusbio.com/reviews/submit/NBP3-04714)

Earn gift cards/discounts by submitting a publication using this product:  
[www.novusbio.com/publications](http://www.novusbio.com/publications)

