

Product Datasheet

Nicotinamide N-Methyltransferase/NNMT Antibody - Azide and BSA Free NBP3-03406-100ul

Unit Size: 100 ul

Store at -20C. Avoid freeze-thaw cycles.

www.novusbio.com



technical@novusbio.com

Protocols, Publications, Related Products, Reviews, Research Tools and Images at:
www.novusbio.com/NBP3-03406

Updated 3/4/2026 v.20.1

Earn rewards for product
reviews and publications.

Submit a publication at www.novusbio.com/publications

Submit a review at www.novusbio.com/reviews/destination/NBP3-03406



NBP3-03406-100ul

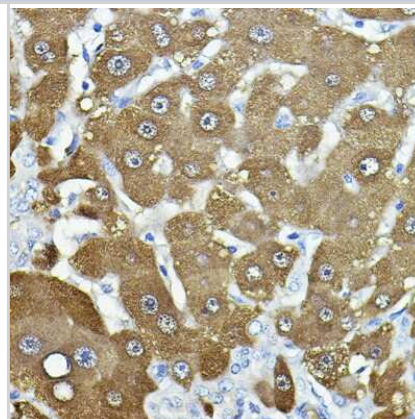
Nicotinamide N-Methyltransferase/NNMT Antibody - Azide and BSA Free

Product Information	
Unit Size	100 ul
Concentration	Please see the vial label for concentration. If unlisted please contact technical services.
Storage	Store at -20C. Avoid freeze-thaw cycles.
Clonality	Polyclonal
Preservative	0.02% Sodium Azide
Isotype	IgG
Purity	Affinity purified
Buffer	PBS (pH 7.3), 50% glycerol
Target Molecular Weight	30 kDa
Product Description	
Host	Rabbit
Gene ID	4837
Gene Symbol	NNMT
Species	Human, Mouse, Rat
Immunogen	Recombinant fusion protein containing a sequence corresponding to amino acids 1-264 of human Nicotinamide N-Methyltransferase/NNMT (NP_006160.1). MESGFTSKDTYLSHFNPRDYLEKYYKFGSRHSAESQILKHLLKNLFKIFCLDGV KGDLLIDIGSGPTIYQLLSACESFKEIVVDYSDQNLQELEKWLKKEPEAFDWSP VVTYVCDLEGNRVKGPEKEEKLRQAVKQVLKCDVTQSQPLGAVPLPPADCVL STLCLDAACPDLPTYCRALRNLGSELLKPGGFLVIMDALKSSYYMIGEQQKFSSLP LGREAVEAAVKEAGYTIEWFEVISQSYSSTMANNEGLFSLVARKLSRPL
Product Application Details	
Applications	Western Blot, Immunohistochemistry-Paraffin, ELISA, Immunocytochemistry/ Immunofluorescence, Immunohistochemistry
Recommended Dilutions	Western Blot 1:500 - 1:1000, ELISA Recommended starting concentration is 1 µg/mL. Please optimize the concentration based on your specific assay requirements., Immunohistochemistry 1:50 - 1:200, Immunocytochemistry/ Immunofluorescence 1:50 - 1:200, Immunohistochemistry-Paraffin

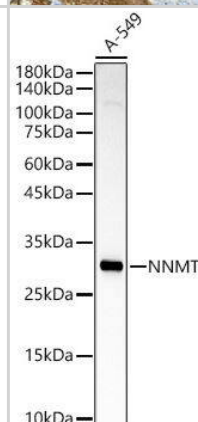


Images

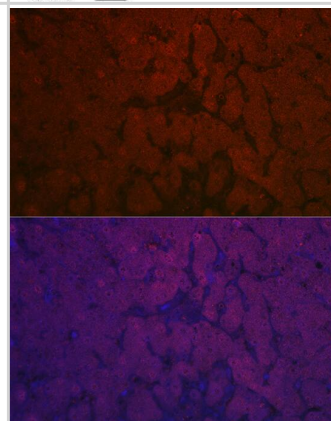
Immunohistochemistry-Paraffin: Nicotinamide N-Methyltransferase/NNMT Antibody [NBP3-03406] -
 Immunohistochemistry of paraffin-embedded human liver using [KO Validated] Nicotinamide N-Methyltransferase/NNMT Rabbit pAb (NBP3-03406) at dilution of 1:100 (40x lens). Perform high pressure antigen retrieval with 10 mM citrate buffer pH 6.0 before commencing with IHC staining protocol.



Western Blot: Nicotinamide N-Methyltransferase/NNMT Antibody [NBP3-03406] -analysis of A-549, using NNMT antibody at 1:1000 dilution.
 Secondary antibody: HRP Goat Anti-Rabbit IgG (H+L) at 1:10000 dilution. Lysates/proteins: 25ug per lane. Blocking buffer: 3% nonfat dry milk in TBST. Detection: ECL Basic Kit. Exposure time: 60s.



Immunocytochemistry/ Immunofluorescence: Nicotinamide N-Methyltransferase/NNMT Antibody - Azide and BSA Free [Nicotinamide N-Methyltransferase/NNMT] - Immunofluorescence analysis of paraffin-embedded human liver cancer using Nicotinamide N-Methyltransferase/NNMT Rabbit pAb at dilution of 1:50 (40x lens).
 Secondary antibody: Cy3-conjugated Goat anti-Rabbit IgG (H+L) at 1:500 dilution. Blue: DAPI for nuclear staining.





Novus Biologicals USA

10730 E. Briarwood Avenue
Centennial, CO 80112
USA
Phone: 303.730.1950
Toll Free: 1.888.506.6887
Fax: 303.730.1966
nb-customerservice@bio-techne.com

Bio-Techne Canada

21 Canmotor Ave
Toronto, ON M8Z 4E6
Canada
Phone: 905.827.6400
Toll Free: 855.668.8722
Fax: 905.827.6402
canada.inquires@bio-techne.com

Bio-Techne Ltd

19 Barton Lane
Abingdon Science Park
Abingdon, OX14 3NB, United Kingdom
Phone: (44) (0) 1235 529449
Free Phone: 0800 37 34 15
Fax: (44) (0) 1235 533420
info.EMEA@bio-techne.com

General Contact Information

www.novusbio.com
Technical Support: nb-technical@bio-techne.com
Orders: nb-customerservice@bio-techne.com
General: novus@novusbio.com

Products Related to NBP3-03406-100ul

HAF008	Goat anti-Rabbit IgG Secondary Antibody [HRP]
NB7160	Goat anti-Rabbit IgG (H+L) Secondary Antibody [HRP]
NBP2-24891	Rabbit IgG Isotype Control
NBP2-59656-20ug	Recombinant Mouse Nicotinamide N-Methyltransferase/NNMT His Protein

Limitations

This product is for research use only and is not approved for use in humans or in clinical diagnosis. Primary Antibodies are guaranteed for 1 year from date of receipt.

For more information on our 100% guarantee, please visit www.novusbio.com/guarantee

Earn gift cards/discounts by submitting a review: www.novusbio.com/reviews/submit/NBP3-03406

Earn gift cards/discounts by submitting a publication using this product:
www.novusbio.com/publications

