

Product Datasheet

Miz-1/ZBTB17 Antibody - BSA Free NBP3-03358-100ul

Unit Size: 100 ul

Store at -20C. Avoid freeze-thaw cycles.

www.novusbio.com



technical@novusbio.com

Protocols, Publications, Related Products, Reviews, Research Tools and Images at:
www.novusbio.com/NBP3-03358

Updated 1/18/2026 v.20.1

Earn rewards for product
reviews and publications.

Submit a publication at www.novusbio.com/publications

Submit a review at www.novusbio.com/reviews/destination/NBP3-03358



NBP3-03358-100ul

Miz-1/ZBTB17 Antibody - BSA Free

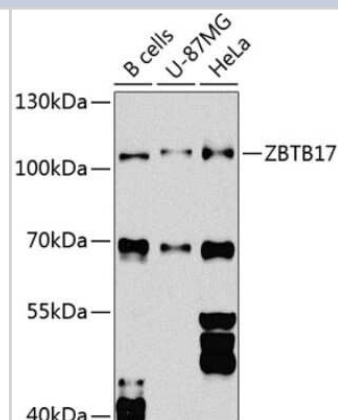
Product Information	
Unit Size	100 ul
Concentration	Please see the vial label for concentration. If unlisted please contact technical services.
Storage	Store at -20C. Avoid freeze-thaw cycles.
Clonality	Polyclonal
Preservative	0.02% Sodium Azide
Isotype	IgG
Purity	Affinity purified
Buffer	PBS (pH 7.3), 50% glycerol
Target Molecular Weight	88 kDa

Product Description	
Description	Novus Biologicals Rabbit Miz-1/ZBTB17 Antibody - BSA Free (NBP3-03358) is a polyclonal antibody validated for use in IHC, WB and ELISA. All Novus Biologicals antibodies are covered by our 100% guarantee.
Host	Rabbit
Gene ID	7709
Gene Symbol	ZBTB17
Species	Human, Mouse, Rat
Immunogen	Recombinant fusion protein containing a sequence corresponding to amino acids 121-360 of human Miz-1/ZBTB17 (NP_003434.2). PGGNAEALATEGGDKRAKEEKVATSTLSRLEQAGRSTPIGPSRDLKEERGGQ AQSAASGAEQTEKADAPREPPPVELKPDPTSGMAAAEAEAALSESSEQEMEV EPARKGEEEQKEQEEQEEEGAGPAEVKEEGSQLENGEAPEENENEEESAGTD SGQELGSEARGLRSGTYGDRTESKAYGSVIHKCEDCGKEFTHTGNFKRHIRIH TGEKPFSCRECSKAFSDPAACKAHEKTHSPLK

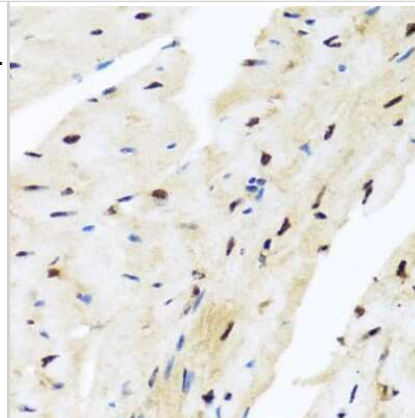
Product Application Details	
Applications	Western Blot, Immunohistochemistry-Paraffin, ELISA, Immunohistochemistry
Recommended Dilutions	Western Blot 1:500-1:2000, ELISA Recommended starting concentration is 1 µg/mL., Immunohistochemistry 1:100-1:200, Immunohistochemistry-Paraffin

Images

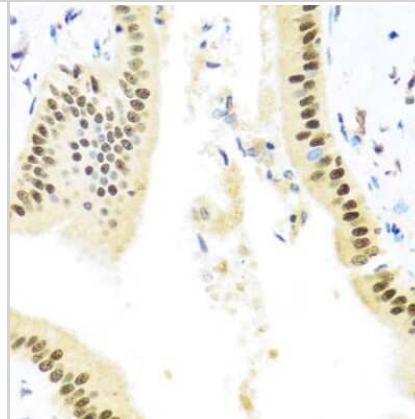
Western Blot: Miz-1/ZBTB17 Antibody [NBP3-03358] - Analysis of extracts of various cell lines, using Miz-1/ZBTB17 antibody at 1:1000 dilution. Secondary antibody: HRP Goat Anti-Rabbit IgG (H+L) at 1:10000 dilution. Lysates/proteins: 25ug per lane. Blocking buffer: 3% nonfat dry milk in TBST.



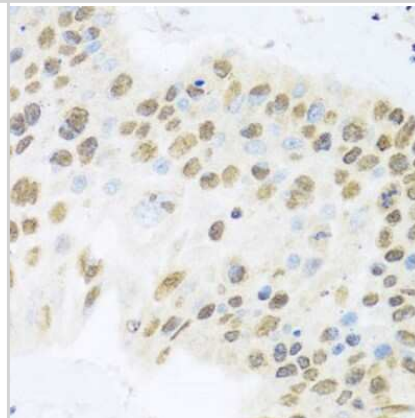
Immunohistochemistry-Paraffin: Miz-1/ZBTB17 Antibody [NBP3-03358] - Mouse heart using Miz-1/ZBTB17 antibody at dilution of 1:100 (40x lens).



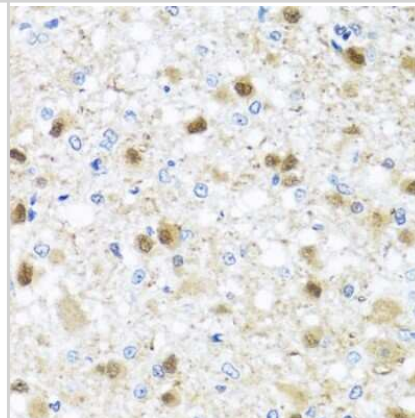
Immunohistochemistry-Paraffin: Miz-1/ZBTB17 Antibody [NBP3-03358] - Human liver damage using Miz-1/ZBTB17 antibody at dilution of 1:100 (40x lens).



Immunohistochemistry-Paraffin: Miz-1/ZBTB17 Antibody [NBP3-03358] - Human lung cancer using Miz-1/ZBTB17 antibody at dilution of 1:100 (40x lens).



Immunohistochemistry-Paraffin: Miz-1/ZBTB17 Antibody [NBP3-03358] - Rat brain using Miz-1/ZBTB17 antibody at dilution of 1:100 (40x lens).





Novus Biologicals USA

10730 E. Briarwood Avenue
Centennial, CO 80112
USA
Phone: 303.730.1950
Toll Free: 1.888.506.6887
Fax: 303.730.1966
nb-customerservice@bio-techne.com

Bio-Techne Canada

21 Canmotor Ave
Toronto, ON M8Z 4E6
Canada
Phone: 905.827.6400
Toll Free: 855.668.8722
Fax: 905.827.6402
canada.inquires@bio-techne.com

Bio-Techne Ltd

19 Barton Lane
Abingdon Science Park
Abingdon, OX14 3NB, United Kingdom
Phone: (44) (0) 1235 529449
Free Phone: 0800 37 34 15
Fax: (44) (0) 1235 533420
info.EMEA@bio-techne.com

General Contact Information

www.novusbio.com
Technical Support: nb-technical@bio-techne.com
Orders: nb-customerservice@bio-techne.com
General: novus@novusbio.com

Products Related to NBP3-03358-100ul

NBP2-33376H	Blue Marker Antibody (6F4-F6) [HRP]
HAF008	Goat anti-Rabbit IgG Secondary Antibody [HRP]
NB7160	Goat anti-Rabbit IgG (H+L) Secondary Antibody [HRP]
NBP2-24891	Rabbit IgG Isotype Control

Limitations

This product is for research use only and is not approved for use in humans or in clinical diagnosis. Primary Antibodies are guaranteed for 1 year from date of receipt.

For more information on our 100% guarantee, please visit www.novusbio.com/guarantee

Earn gift cards/discounts by submitting a review: www.novusbio.com/reviews/submit/NBP3-03358

Earn gift cards/discounts by submitting a publication using this product:
www.novusbio.com/publications

