

Product Datasheet

UBE2O Antibody - BSA Free NBP3-03216-100ul

Unit Size: 100 ul

Store at -20C. Avoid freeze-thaw cycles.

www.novusbio.com



technical@novusbio.com

Protocols, Publications, Related Products, Reviews, Research Tools and Images at:
www.novusbio.com/NBP3-03216

Updated 11/3/2025 v.20.1

Earn rewards for product
reviews and publications.

Submit a publication at www.novusbio.com/publications

Submit a review at www.novusbio.com/reviews/destination/NBP3-03216



NBP3-03216-100ul

UBE2O Antibody - BSA Free

Product Information	
Unit Size	100 ul
Concentration	Please see the vial label for concentration. If unlisted please contact technical services.
Storage	Store at -20C. Avoid freeze-thaw cycles.
Clonality	Polyclonal
Preservative	0.02% Sodium Azide
Isotype	IgG
Purity	Affinity purified
Buffer	PBS (pH 7.3), 50% glycerol
Target Molecular Weight	141 kDa

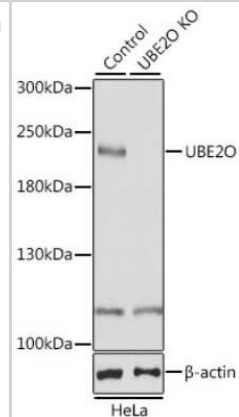
Product Description	
Description	Novus Biologicals Knockout (KO) Validated Rabbit UBE2O Antibody - BSA Free (NBP3-03216) is a polyclonal antibody validated for use in WB, ICC/IF and IP. All Novus Biologicals antibodies are covered by our 100% guarantee.
Host	Rabbit
Gene ID	63893
Gene Symbol	UBE2O
Species	Human, Mouse, Rat
Immunogen	Recombinant fusion protein containing a sequence corresponding to amino acids 1073-1292 of human UBE2O (NP_071349.3). LVNEPYNEAGFDSDRGLQEGYENSRCYNEMALIRVVQSMTQLVRRPPEVFE QEIRQHFSTGGWRLVNRIESWLETHALLEKAQALPNGVPKASSSPEPPAVAE SDSGQQEPEDGGPAPGEASQGSSEGAQGLASASRDHTDQTSETAPDASV PPSVKPKRKRKSYRSFLPEKSGYPDIGFPLFPLSKGFIKSIRGVLTQFRAALLEA GMPECTEDK

Product Application Details	
Applications	Western Blot, ELISA, Immunocytochemistry/ Immunofluorescence, Immunoprecipitation, Knockout Validated
Recommended Dilutions	Western Blot 1:1000-1:4000, ELISA Recommended starting concentration is 1 µg/mL, Immunocytochemistry/ Immunofluorescence 1:50-1:200, Immunoprecipitation 0.5µg-4µg antibody for 200µg-400µg extracts of whole cells, Knockout Validated

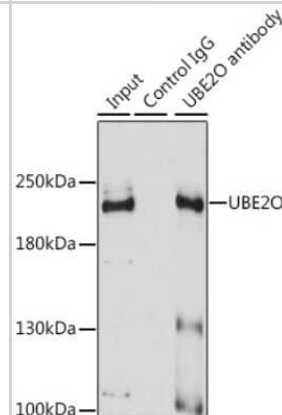


Images

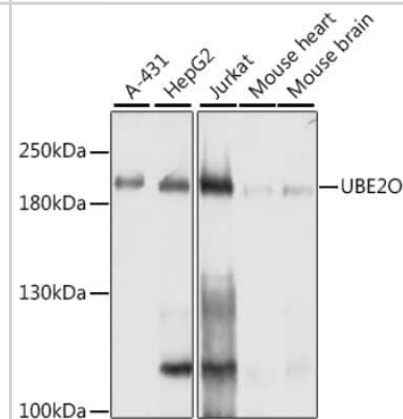
Western Blot: UBE2O Antibody [NBP3-03216] - Analysis of extracts from normal (control) and UBE2O knockout (KO) HeLa cells, using UBE2O antibody at 1:1000 dilution. Secondary antibody: HRP Goat Anti-Rabbit IgG (H+L) at 1:10000 dilution. Lysates/proteins: 25ug per lane. Blocking buffer: 3% nonfat dry milk in TBST.



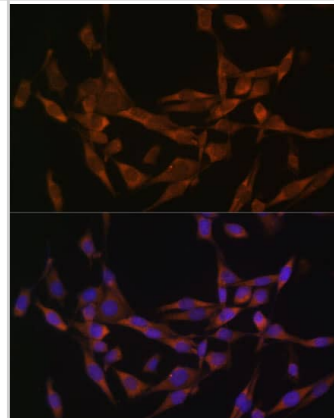
Western Blot: UBE2O Antibody [NBP3-03216] - Analysis of 200ug extracts of A-431 cells using UBE2O antibody. Western blot was performed from the immunoprecipitate using this antibody.



Western Blot: UBE2O Antibody [NBP3-03216] - Analysis of extracts of various cell lines, using UBE2O antibody at 1:1000 dilution. Secondary antibody: HRP Goat Anti-Rabbit IgG (H+L) at 1:10000 dilution. Lysates/proteins: 25ug per lane. Blocking buffer: 3% nonfat dry milk in TBST. Detection: ECL Basic Kit



Immunocytochemistry/ Immunofluorescence: UBE2O Antibody - BSA Free [NBP3-03216] - Immunofluorescence analysis of HeLa cells using [KO Validated] UBE2O Rabbit pAb (A10036) at dilution of 1:100 (40x lens). Secondary antibody: Cy3 Goat Anti-Rabbit IgG (H+L) (AS007) at 1:500 dilution. Blue: DAPI for nuclear staining.





Novus Biologicals USA

10730 E. Briarwood Avenue
Centennial, CO 80112
USA
Phone: 303.730.1950
Toll Free: 1.888.506.6887
Fax: 303.730.1966
nb-customerservice@bio-techne.com

Bio-Techne Canada

21 Canmotor Ave
Toronto, ON M8Z 4E6
Canada
Phone: 905.827.6400
Toll Free: 855.668.8722
Fax: 905.827.6402
canada.inquires@bio-techne.com

Bio-Techne Ltd

19 Barton Lane
Abingdon Science Park
Abingdon, OX14 3NB, United Kingdom
Phone: (44) (0) 1235 529449
Free Phone: 0800 37 34 15
Fax: (44) (0) 1235 533420
info.EMEA@bio-techne.com

General Contact Information

www.novusbio.com
Technical Support: nb-technical@bio-techne.com
Orders: nb-customerservice@bio-techne.com
General: novus@novusbio.com

Products Related to NBP3-03216-100ul

NBP2-33376H	Blue Marker Antibody (6F4-F6) [HRP]
HAF008	Goat anti-Rabbit IgG Secondary Antibody [HRP]
NB7160	Goat anti-Rabbit IgG (H+L) Secondary Antibody [HRP]
NBP2-24891	Rabbit IgG Isotype Control

Limitations

This product is for research use only and is not approved for use in humans or in clinical diagnosis. Primary Antibodies are guaranteed for 1 year from date of receipt.

For more information on our 100% guarantee, please visit www.novusbio.com/guarantee

Earn gift cards/discounts by submitting a review: www.novusbio.com/reviews/submit/NBP3-03216

Earn gift cards/discounts by submitting a publication using this product:
www.novusbio.com/publications

