

# Product Datasheet

## Biotinidase/BTD Antibody - Azide and BSA Free NBP2-97093-100ul

Unit Size: 100 ul

Store at 4C short term. Aliquot and store at -20C long term. Avoid freeze-thaw cycles.

[www.novusbio.com](http://www.novusbio.com)



[technical@novusbio.com](mailto:technical@novusbio.com)

Protocols, Publications, Related Products, Reviews, Research Tools and Images at:  
[www.novusbio.com/NBP2-97093](http://www.novusbio.com/NBP2-97093)

Updated 8/21/2025 v.20.1

Earn rewards for product  
reviews and publications.

Submit a publication at [www.novusbio.com/publications](http://www.novusbio.com/publications)

Submit a review at [www.novusbio.com/reviews/destination/NBP2-97093](http://www.novusbio.com/reviews/destination/NBP2-97093)



**NBP2-97093-100ul**

Biotinidase/BTD Antibody - Azide and BSA Free

<b>Product Information</b>	
<b>Unit Size</b>	100 ul
<b>Concentration</b>	Please see the vial label for concentration. If unlisted please contact technical services.
<b>Storage</b>	Store at 4C short term. Aliquot and store at -20C long term. Avoid freeze-thaw cycles.
<b>Clonality</b>	Polyclonal
<b>Preservative</b>	No Preservative
<b>Isotype</b>	IgG
<b>Purity</b>	Antigen and protein A Affinity-purified
<b>Buffer</b>	0.2 um filtered solution in PBS

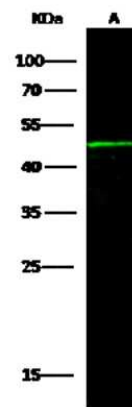
<b>Product Description</b>	
<b>Description</b>	This antibody can be stored at 2C to 8C for one month without detectable loss of activity. Antibody products are stable for twelve months from date of receipt when stored at -20C to -80C. Avoid repeated freeze-thaw cycles.
<b>Host</b>	Rabbit
<b>Gene ID</b>	686
<b>Gene Symbol</b>	BTD
<b>Species</b>	Human
<b>Immunogen</b>	Produced in rabbits immunized with purified, recombinant Human Biotinidase/BTD (Uniprot#: P43251; Met1-Asp543).

<b>Product Application Details</b>	
<b>Applications</b>	Western Blot, Immunohistochemistry-Paraffin, ELISA, Immunohistochemistry
<b>Recommended Dilutions</b>	Western Blot 1:500-1:1000, ELISA 1:25000-1:50000, Immunohistochemistry 1:2500-1:10000, Immunohistochemistry-Paraffin 1:2500-1:10000

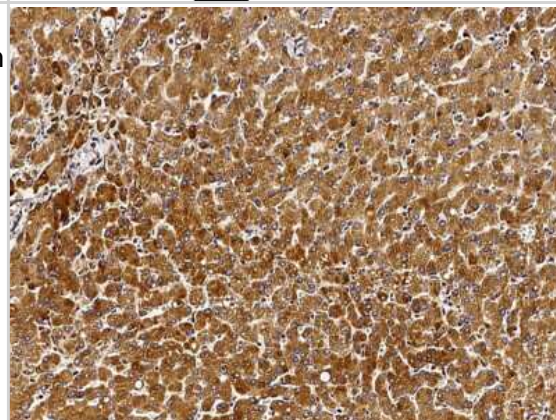


## Images

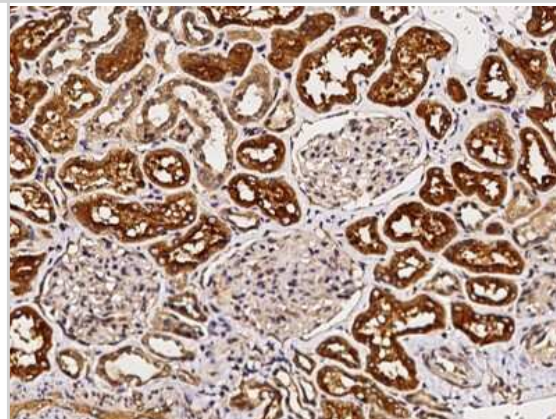
Western Blot: Biotinidase/BTD Antibody [NBP2-97093] - Anti-Biotinidase/BTD rabbit polyclonal antibody at 1:500 dilution. Lane A: Jurkat Whole Cell Lysate. Lysates/proteins at 30 ug per lane. Secondary Goat Anti-Rabbit IgG H&L (Dylight 800) at 1/10000 dilution. Developed using the Odyssey technique. Performed under reducing conditions. Predicted band size: 61 kDa. Observed band size: 48 kDa



Immunohistochemistry-Paraffin: Biotinidase/BTD Antibody [NBP2-97093] - Immunochemical staining of human Biotinidase/BTD in human liver with rabbit polyclonal antibody (1:5000, formalin-fixed paraffin embedded sections).



Immunohistochemistry-Paraffin: Biotinidase/BTD Antibody [NBP2-97093] - Immunochemical staining of human Biotinidase/BTD in human kidney with rabbit polyclonal antibody (1:5000, formalin-fixed paraffin embedded sections).





### **Novus Biologicals USA**

10730 E. Briarwood Avenue  
Centennial, CO 80112  
USA  
Phone: 303.730.1950  
Toll Free: 1.888.506.6887  
Fax: 303.730.1966  
nb-customerservice@bio-techne.com

### **Bio-Techne Canada**

21 Canmotor Ave  
Toronto, ON M8Z 4E6  
Canada  
Phone: 905.827.6400  
Toll Free: 855.668.8722  
Fax: 905.827.6402  
canada.inquires@bio-techne.com

### **Bio-Techne Ltd**

19 Barton Lane  
Abingdon Science Park  
Abingdon, OX14 3NB, United Kingdom  
Phone: (44) (0) 1235 529449  
Free Phone: 0800 37 34 15  
Fax: (44) (0) 1235 533420  
info.EMEA@bio-techne.com

### **General Contact Information**

www.novusbio.com  
Technical Support: nb-technical@bio-techne.com  
Orders: nb-customerservice@bio-techne.com  
General: novus@novusbio.com

### **Products Related to NBP2-97093-100ul**

---

HAF008	Goat anti-Rabbit IgG Secondary Antibody [HRP]
NB7160	Goat anti-Rabbit IgG (H+L) Secondary Antibody [HRP]
NBP2-24891	Rabbit IgG Isotype Control
NBP2-33644PEP	Biotinidase/BTD Recombinant Protein Antigen

---

### **Limitations**

This product is for research use only and is not approved for use in humans or in clinical diagnosis. Primary Antibodies are guaranteed for 1 year from date of receipt.

For more information on our 100% guarantee, please visit [www.novusbio.com/guarantee](http://www.novusbio.com/guarantee)

Earn gift cards/discounts by submitting a review: [www.novusbio.com/reviews/submit/NBP2-97093](http://www.novusbio.com/reviews/submit/NBP2-97093)

Earn gift cards/discounts by submitting a publication using this product:  
[www.novusbio.com/publications](http://www.novusbio.com/publications)

