

Product Datasheet

MRPL12 Antibody - BSA Free NBP2-95243-0.1ml

Unit Size: 0.1 ml

Store at -20C. Avoid freeze-thaw cycles.

www.novusbio.com



technical@novusbio.com

Protocols, Publications, Related Products, Reviews, Research Tools and Images at:
www.novusbio.com/NBP2-95243

Updated 9/9/2025 v.20.1

Earn rewards for product
reviews and publications.

Submit a publication at www.novusbio.com/publications

Submit a review at www.novusbio.com/reviews/destination/NBP2-95243



NBP2-95243-0.1ml

MRPL12 Antibody - BSA Free

| Product Information | |
|-------------------------|---|
| Unit Size | 0.1 ml |
| Concentration | Please see the vial label for concentration. If unlisted please contact technical services. |
| Storage | Store at -20C. Avoid freeze-thaw cycles. |
| Clonality | Polyclonal |
| Preservative | 0.02% Sodium Azide |
| Isotype | IgG |
| Purity | Affinity purified |
| Buffer | PBS (pH 7.3), 50% glycerol |
| Target Molecular Weight | 21 kDa |

| Product Description | |
|---------------------|--|
| Description | Novus Biologicals Rabbit MRPL12 Antibody - BSA Free (NBP2-95243) is a polyclonal antibody validated for use in WB. All Novus Biologicals antibodies are covered by our 100% guarantee. |
| Host | Rabbit |
| Gene ID | 6182 |
| Gene Symbol | MRPL12 |
| Species | Human |
| Immunogen | Recombinant fusion protein containing a sequence corresponding to amino acids 1-198 of human MRPL12 (NP_002940.2). MLPAAARPLWGPCLGLRAAAFRLARRQVPCVCAVRHMRSSGHQRCEALAGA PLDNAPKEYPPKIQQLVQDIASLTLLLEISDLNELLKTKLIQDVGLVPMGGVMSG AVPAAAAQEAVEEDIPIAKERTHFTVRLTEAKPVDKVKLIKEIKNYIQGINLVQAK KLVESLPQEIKANVAKAEAEKIKAALEAVGGTVVLE |

| Product Application Details | |
|-----------------------------|-----------------------------|
| Applications | Western Blot |
| Recommended Dilutions | Western Blot 1:500 - 1:2000 |

Images

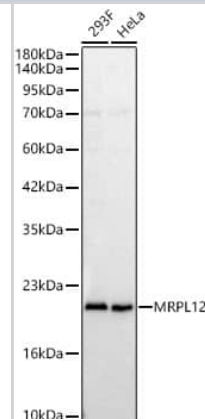
Western Blot: MRPL12 Antibody - BSA Free [MRPL12] - Western blot analysis of various lysates using MRPL12 Rabbit pAb at 1:1000 dilution. Secondary antibody: HRP Goat Anti-Rabbit IgG (H+L) at 1:10000 dilution.

Lysates / proteins: 25 ug per lane.

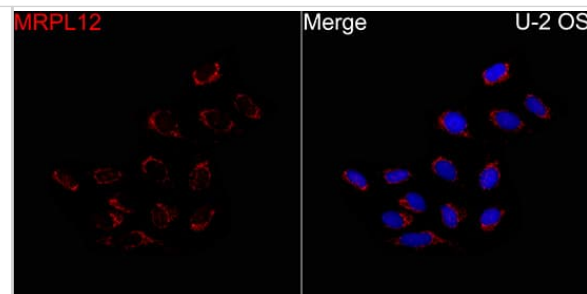
Blocking buffer: 3 % nonfat dry milk in TBST.

Detection: ECL Basic Kit .

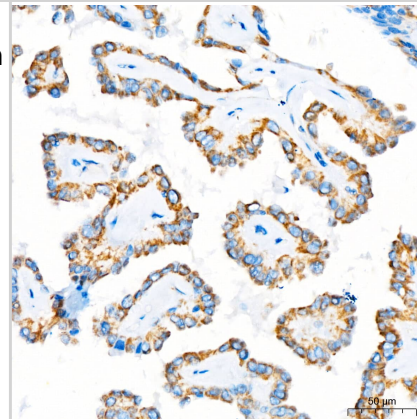
Exposure time: 30s.



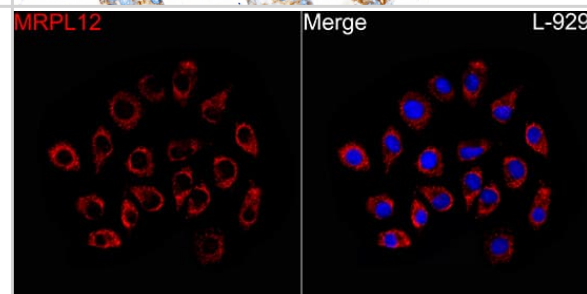
Immunocytochemistry/ Immunofluorescence: MRPL12 Antibody - BSA Free [MRPL12] - Immunofluorescence analysis of U-2 OS cells using MRPL12 Rabbit pAb at a dilution of 1:100 (40x lens). Secondary antibody: Cy3-conjugated Goat anti-Rabbit IgG (H+L) at 1:500 dilution. Blue: DAPI for nuclear staining.



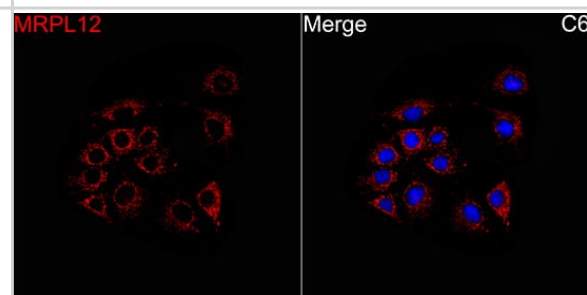
Immunohistochemistry: MRPL12 Antibody - BSA Free [MRPL12] - Immunohistochemistry analysis of MRPL12 in paraffin-embedded human thyroid cancer tissue using MRPL12 Rabbit pAb at a dilution of 1:100 (40x lens). High pressure antigen retrieval was performed with 0.01 M citrate buffer (pH 6.0) prior to IHC staining.



Immunocytochemistry/ Immunofluorescence: MRPL12 Antibody - BSA Free [MRPL12] - Immunofluorescence analysis of L-929 cells using MRPL12 Rabbit pAb at a dilution of 1:100 (40x lens). Secondary antibody: Cy3-conjugated Goat anti-Rabbit IgG (H+L) at 1:500 dilution. Blue: DAPI for nuclear staining.



Immunocytochemistry/ Immunofluorescence: MRPL12 Antibody - BSA Free [MRPL12] - Immunofluorescence analysis of C6 cells using MRPL12 Rabbit pAb at a dilution of 1:100 (40x lens). Secondary antibody: Cy3-conjugated Goat anti-Rabbit IgG (H+L) at 1:500 dilution. Blue: DAPI for nuclear staining.





Novus Biologicals USA

10730 E. Briarwood Avenue
Centennial, CO 80112
USA
Phone: 303.730.1950
Toll Free: 1.888.506.6887
Fax: 303.730.1966
nb-customerservice@bio-techne.com

Bio-Techne Canada

21 Canmotor Ave
Toronto, ON M8Z 4E6
Canada
Phone: 905.827.6400
Toll Free: 855.668.8722
Fax: 905.827.6402
canada.inquires@bio-techne.com

Bio-Techne Ltd

19 Barton Lane
Abingdon Science Park
Abingdon, OX14 3NB, United Kingdom
Phone: (44) (0) 1235 529449
Free Phone: 0800 37 34 15
Fax: (44) (0) 1235 533420
info.EMEA@bio-techne.com

General Contact Information

www.novusbio.com
Technical Support: nb-technical@bio-techne.com
Orders: nb-customerservice@bio-techne.com
General: novus@novusbio.com

Products Related to NBP2-95243-0.1ml

| | |
|-------------|---|
| NBP2-33376H | Blue Marker Antibody (6F4-F6) [HRP] |
| HAF008 | Goat anti-Rabbit IgG Secondary Antibody [HRP] |
| NB7160 | Goat anti-Rabbit IgG (H+L) Secondary Antibody [HRP] |
| NBP2-24891 | Rabbit IgG Isotype Control |

Limitations

This product is for research use only and is not approved for use in humans or in clinical diagnosis. Primary Antibodies are guaranteed for 1 year from date of receipt.

For more information on our 100% guarantee, please visit www.novusbio.com/guarantee

Earn gift cards/discounts by submitting a review: www.novusbio.com/reviews/submit/NBP2-95243

Earn gift cards/discounts by submitting a publication using this product:
www.novusbio.com/publications

