

# Product Datasheet

## Transglutaminase 5 Antibody - BSA Free NBP2-94524-0.1ml

Unit Size: 0.1 ml

Store at -20C. Avoid freeze-thaw cycles.

[www.novusbio.com](http://www.novusbio.com)



[technical@novusbio.com](mailto:technical@novusbio.com)

### Publications: 1

Protocols, Publications, Related Products, Reviews, Research Tools and Images at:  
[www.novusbio.com/NBP2-94524](http://www.novusbio.com/NBP2-94524)

Updated 9/9/2025 v.20.1

Earn rewards for product  
reviews and publications.

Submit a publication at [www.novusbio.com/publications](http://www.novusbio.com/publications)

Submit a review at [www.novusbio.com/reviews/destination/NBP2-94524](http://www.novusbio.com/reviews/destination/NBP2-94524)



**NBP2-94524-0.1ml**

Transglutaminase 5 Antibody - BSA Free

Product Information	
Unit Size	0.1 ml
Concentration	Please see the vial label for concentration. If unlisted please contact technical services.
Storage	Store at -20C. Avoid freeze-thaw cycles.
Clonality	Polyclonal
Preservative	0.02% Sodium Azide
Isotype	IgG
Purity	Affinity purified
Buffer	PBS (pH 7.3), 50% glycerol

Product Description	
Description	Novus Biologicals Rabbit Transglutaminase 5 Antibody - BSA Free (NBP2-94524) is a polyclonal antibody validated for use in IHC and WB. Anti-Transglutaminase 5 Antibody: Cited in 1 publication. All Novus Biologicals antibodies are covered by our 100% guarantee.
Host	Rabbit
Gene ID	9333
Gene Symbol	TGM5
Species	Human, Mouse, Rat
Immunogen	Recombinant fusion protein containing a sequence corresponding to amino acids 461-720 of human TGM5 (NP_963925.2). LQKLRKARSFHGSQRGAELQPSRPTSLSQDSPRSLHTPSLRPSDVVQVSLKFKL LDPPNMGQDICFVLLALNMSSQFKDLKVNLSAQSLLDGSPSPFWQDTAFITL SPKEAKTYPCKISYSQYSQYLSTDKLIRISALGEEKSSPEKILVNKIITLSYPSITIN VLGAAVVNQPLSIQVIFSNPLSEQVEDCVLTVEGSGLFKKQKQVFLGVLKPQHQ ASIILETVPFKSGQRQIQANMRSNKFKDIKGYRNVYVDFAL

Product Application Details	
Applications	Western Blot, Immunohistochemistry-Paraffin, Immunohistochemistry
Recommended Dilutions	Western Blot 1:2000 - 1:8000, Immunohistochemistry 1:50-1:200, Immunohistochemistry-Paraffin



## Images

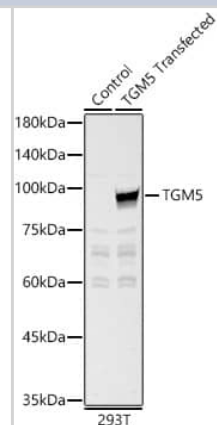
Western Blot: Transglutaminase 5 Antibody - BSA Free [Transglutaminase 5] - Western blot analysis of lysates from wild type (WT) and 293T cells transfected with Transglutaminase 5 using Transglutaminase 5 Rabbit pAb at 1:7000 dilution. Secondary antibody: HRP Goat Anti-Rabbit IgG (H+L) at 1:10000 dilution.

Lysates/proteins: 25ug per lane.

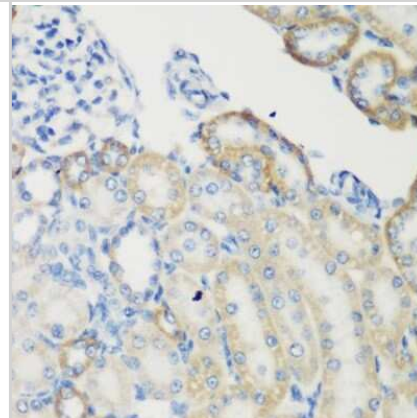
Blocking buffer: 3% nonfat dry milk in TBST.

Detection: ECL Basic Kit .

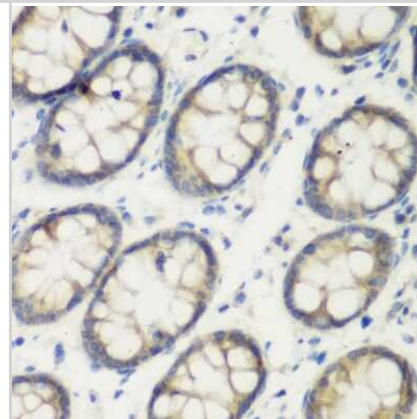
Exposure time: 60s.



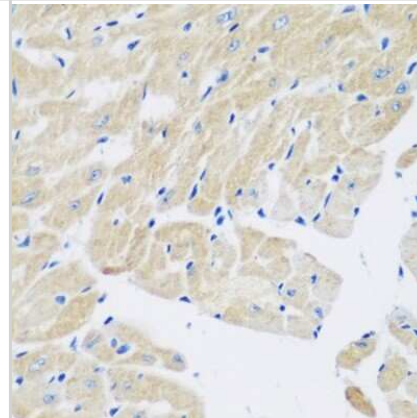
Immunohistochemistry-Paraffin: Transglutaminase 5 Antibody [NBP2-94524] - Paraffin-embedded rat kidney using Transglutaminase 5 .



Immunohistochemistry-Paraffin: Transglutaminase 5 Antibody [NBP2-94524] - Paraffin-embedded human colon using Transglutaminase 5 .



Immunohistochemistry-Paraffin: Transglutaminase 5 Antibody [NBP2-94524] - Paraffin-embedded mouse heart using Transglutaminase 5 .



## Publications

Lee WS, Al-Ramahi I, Jeong HH et al. Cross-species genetic screens identify transglutaminase 5 as a regulator of polyglutamine-expanded ataxin-1 The Journal of clinical investigation May 2 2022 12:00AM [PMID: 35499073] (WB, IHC-P, Mouse, Human)



### Novus Biologicals USA

10730 E. Briarwood Avenue  
Centennial, CO 80112  
USA

Phone: 303.730.1950

Toll Free: 1.888.506.6887

Fax: 303.730.1966

[nb-customerservice@bio-techne.com](mailto:nb-customerservice@bio-techne.com)

### Bio-Techne Canada

21 Canmotor Ave  
Toronto, ON M8Z 4E6  
Canada

Phone: 905.827.6400

Toll Free: 855.668.8722

Fax: 905.827.6402

[canada.inquires@bio-techne.com](mailto:canada.inquires@bio-techne.com)

### Bio-Techne Ltd

19 Barton Lane  
Abingdon Science Park  
Abingdon, OX14 3NB, United Kingdom

Phone: (44) (0) 1235 529449

Free Phone: 0800 37 34 15

Fax: (44) (0) 1235 533420

[info.EMEA@bio-techne.com](mailto:info.EMEA@bio-techne.com)

### General Contact Information

[www.novusbio.com](http://www.novusbio.com)

Technical Support: [nb-technical@bio-techne.com](mailto:nb-technical@bio-techne.com)

Orders: [nb-customerservice@bio-techne.com](mailto:nb-customerservice@bio-techne.com)

General: [novus@novusbio.com](mailto:novus@novusbio.com)

### Products Related to NBP2-94524-0.1ml

---

NBP2-33376H	Blue Marker Antibody (6F4-F6) [HRP]
HAF008	Goat anti-Rabbit IgG Secondary Antibody [HRP]
NB7160	Goat anti-Rabbit IgG (H+L) Secondary Antibody [HRP]
NBP2-24891	Rabbit IgG Isotype Control

---

### Limitations

This product is for research use only and is not approved for use in humans or in clinical diagnosis. Primary Antibodies are guaranteed for 1 year from date of receipt.

For more information on our 100% guarantee, please visit [www.novusbio.com/guarantee](http://www.novusbio.com/guarantee)

Earn gift cards/discounts by submitting a review: [www.novusbio.com/reviews/submit/NBP2-94524](http://www.novusbio.com/reviews/submit/NBP2-94524)

Earn gift cards/discounts by submitting a publication using this product:

[www.novusbio.com/publications](http://www.novusbio.com/publications)

