

Product Datasheet

TUBGCP6 Antibody - Azide and BSA Free NBP2-94428-0.1ml

Unit Size: 0.1 ml

Store at -20C. Avoid freeze-thaw cycles.

www.novusbio.com



technical@novusbio.com

Protocols, Publications, Related Products, Reviews, Research Tools and Images at:
www.novusbio.com/NBP2-94428

Updated 9/9/2025 v.20.1

Earn rewards for product
reviews and publications.

Submit a publication at www.novusbio.com/publications

Submit a review at www.novusbio.com/reviews/destination/NBP2-94428



NBP2-94428-0.1ml

TUBGCP6 Antibody - Azide and BSA Free

Product Information	
Unit Size	0.1 ml
Concentration	Please see the vial label for concentration. If unlisted please contact technical services.
Storage	Store at -20C. Avoid freeze-thaw cycles.
Clonality	Polyclonal
Preservative	0.01% Thimerosal
Isotype	IgG
Purity	Affinity purified
Buffer	PBS (pH 7.3), 50% glycerol

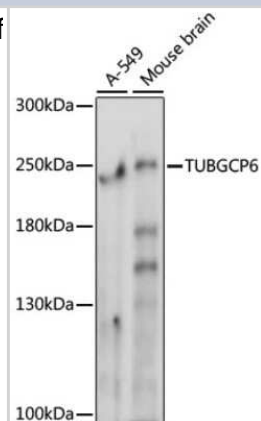
Product Description	
Description	Novus Biologicals Rabbit TUBGCP6 Antibody - Azide and BSA Free (NBP2-94428) is a polyclonal antibody validated for use in IHC and WB. All Novus Biologicals antibodies are covered by our 100% guarantee.
Host	Rabbit
Gene ID	85378
Gene Symbol	TUBGCP6
Species	Human, Mouse, Rat
Immunogen	Recombinant fusion protein containing a sequence corresponding to amino acids 600-900 of human TUBGCP6 (NP_065194.2). KTINLLKCCPRHYLCWSDVPVPRISVIFSLEELKEIEKDCAVYVGRMERVARHS SVSKEEKELRMEIAKQELIAHAREAAASRVLSALSDRQMSERMALDARKREQFQ RLKEQFVKDQERRQAARQEELDDDFSARELRDRERRLKSLEEEELERKARQA LVDHYSKLSAEAAARREQKALWRIQRHRLESARLRFLEDEKHIQEMLKAVSEAH QPQEPDVLVSVHPQVTSPGPEHPEGGQGCDSGSAEQHSPAWDGWNRPGL LTPQPLKPLAVGAGGRGLQQAEGARPFSDSLSIGDFL

Product Application Details	
Applications	Western Blot, Immunohistochemistry-Paraffin, Immunohistochemistry
Recommended Dilutions	Western Blot 1:500-1:2000, Immunohistochemistry 1:50-1:200, Immunohistochemistry-Paraffin

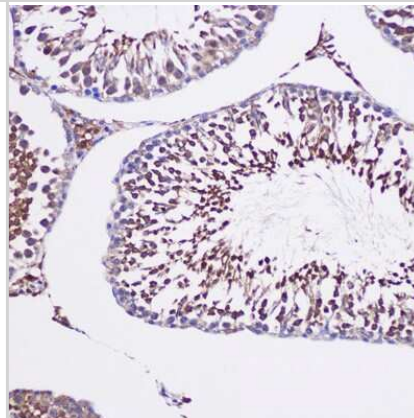


Images

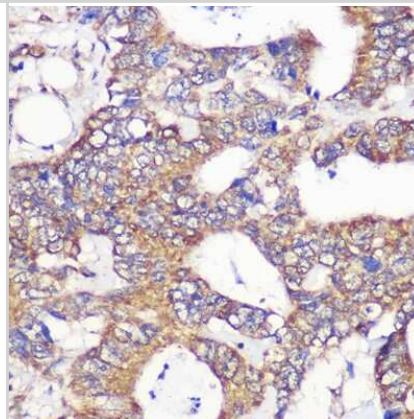
Western Blot: TUBGCP6 Antibody [NBP2-94428] - Analysis of extracts of various cell lines, using TUBGCP6 at 1000 dilution. Secondary antibody: HRP Goat Anti-Rabbit IgG (H+L) at 1:10000 dilution. Lysates/proteins: 25ug per lane. Blocking buffer: 3% nonfat dry milk in TBST. Detection: ECL Basic Kit . Exposure time: 10s.



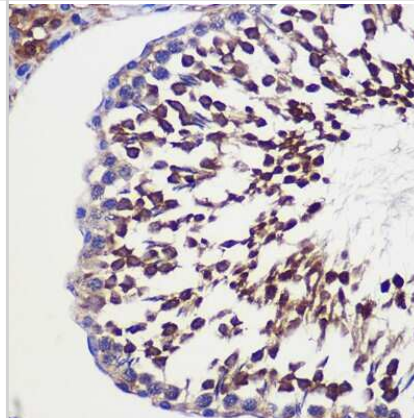
Immunohistochemistry-Paraffin: TUBGCP6 Antibody [NBP2-94428] - Immunohistochemistry of paraffin-embedded Rat testis using TUBGCP6 Rabbit pAb (NBP2-94428) at dilution of 1:100 (20x lens). Perform microwave antigen retrieval with 10 mM PBS buffer pH 7.2 before commencing with IHC staining protocol.



Immunohistochemistry-Paraffin: TUBGCP6 Antibody [NBP2-94428] - Immunohistochemistry of paraffin-embedded Human colon carcinoma using TUBGCP6 Rabbit pAb (NBP2-94428) at dilution of 1:100 (40x lens). Perform microwave antigen retrieval with 10 mM PBS buffer pH 7.2 before commencing with IHC staining protocol.



Immunohistochemistry-Paraffin: TUBGCP6 Antibody [NBP2-94428] - Immunohistochemistry of paraffin-embedded Rat testis using TUBGCP6 Rabbit pAb (NBP2-94428) at dilution of 1:100 (40x lens). Perform microwave antigen retrieval with 10 mM PBS buffer pH 7.2 before commencing with IHC staining protocol.





Novus Biologicals USA

10730 E. Briarwood Avenue
Centennial, CO 80112
USA
Phone: 303.730.1950
Toll Free: 1.888.506.6887
Fax: 303.730.1966
nb-customerservice@bio-techne.com

Bio-Techne Canada

21 Canmotor Ave
Toronto, ON M8Z 4E6
Canada
Phone: 905.827.6400
Toll Free: 855.668.8722
Fax: 905.827.6402
canada.inquires@bio-techne.com

Bio-Techne Ltd

19 Barton Lane
Abingdon Science Park
Abingdon, OX14 3NB, United Kingdom
Phone: (44) (0) 1235 529449
Free Phone: 0800 37 34 15
Fax: (44) (0) 1235 533420
info.EMEA@bio-techne.com

General Contact Information

www.novusbio.com
Technical Support: nb-technical@bio-techne.com
Orders: nb-customerservice@bio-techne.com
General: novus@novusbio.com

Products Related to NBP2-94428-0.1ml

NBP2-33376H	Blue Marker Antibody (6F4-F6) [HRP]
HAF008	Goat anti-Rabbit IgG Secondary Antibody [HRP]
NB7160	Goat anti-Rabbit IgG (H+L) Secondary Antibody [HRP]
NBP2-24891	Rabbit IgG Isotype Control

Limitations

This product is for research use only and is not approved for use in humans or in clinical diagnosis. Primary Antibodies are guaranteed for 1 year from date of receipt.

For more information on our 100% guarantee, please visit www.novusbio.com/guarantee

Earn gift cards/discounts by submitting a review: www.novusbio.com/reviews/submit/NBP2-94428

Earn gift cards/discounts by submitting a publication using this product:
www.novusbio.com/publications

