

# Product Datasheet

## Sorting Nexin 32 Antibody - BSA Free NBP2-93723-0.1ml

Unit Size: 0.1 ml

Store at -20C. Avoid freeze-thaw cycles.

[www.novusbio.com](http://www.novusbio.com)



[technical@novusbio.com](mailto:technical@novusbio.com)

Protocols, Publications, Related Products, Reviews, Research Tools and Images at:  
[www.novusbio.com/NBP2-93723](http://www.novusbio.com/NBP2-93723)

Updated 9/9/2025 v.20.1

Earn rewards for product  
reviews and publications.

Submit a publication at [www.novusbio.com/publications](http://www.novusbio.com/publications)

Submit a review at [www.novusbio.com/reviews/destination/NBP2-93723](http://www.novusbio.com/reviews/destination/NBP2-93723)



**NBP2-93723-0.1ml**

Sorting Nexin 32 Antibody - BSA Free

| Product Information  |   |
|----------------------|---|
| <b>Unit Size</b>     | 0.1 ml  |
| <b>Concentration</b> | Please see the vial label for concentration. If unlisted please contact technical services. |
| <b>Storage</b>       | Store at -20C. Avoid freeze-thaw cycles.  |
| <b>Clonality</b>     | Polyclonal  |
| <b>Preservative</b>  | 0.02% Sodium Azide  |
| <b>Isotype</b>       | IgG   |
| <b>Purity</b>        | Affinity purified   |
| <b>Buffer</b>        | PBS (pH 7.3), 50% glycerol  |

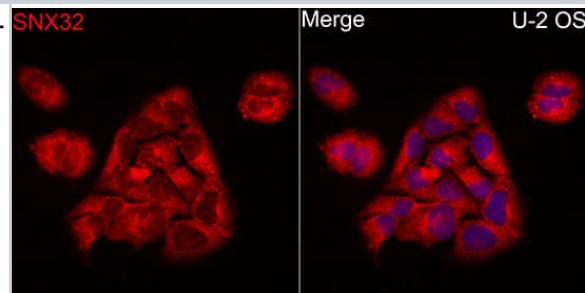
| Product Description |   |
|---------------------|---|
| <b>Description</b>  | Novus Biologicals Rabbit Sorting Nexin 32 Antibody - BSA Free (NBP2-93723) is a polyclonal antibody validated for use in WB and ICC/IF. All Novus Biologicals antibodies are covered by our 100% guarantee. |
| <b>Host</b>         | Rabbit  |
| <b>Gene ID</b>      | 254122  |
| <b>Gene Symbol</b>  | SNX32   |
| <b>Species</b>      | Human, Mouse, Rat   |
| <b>Immunogen</b>    | Recombinant fusion protein containing a sequence corresponding to amino acids 218-285 of human Sorting Nexin 32 (NP_689973.2).<br>HTRIRDACLRADRVMSRAHKCLADDYIPISAALSSLGTQEVNQLRTSFLKLAELFE<br>RLRKLEGRVASDE |

| Product Application Details  |   |
|------------------------------|---|
| <b>Applications</b>          | Western Blot, Immunocytochemistry/ Immunofluorescence                         |
| <b>Recommended Dilutions</b> | Western Blot 1:500-1:2000, Immunocytochemistry/ Immunofluorescence 1:50-1:200 |

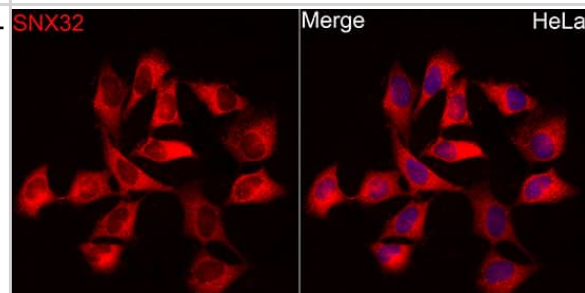


**Images**

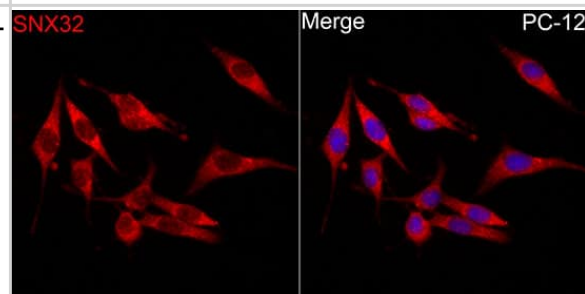
Immunocytochemistry/ Immunofluorescence: Sorting Nexin 32 Antibody - BSA Free [NBP2-93723] - Immunofluorescence analysis of U2OS cells using Sorting Nexin 32 Rabbit pAb (A8006) at dilution of 1:300 (40x lens). Secondary antibody: Cy3 Goat Anti-Rabbit IgG (H+L) (AS007) at 1:500 dilution. Blue: DAPI for nuclear staining.



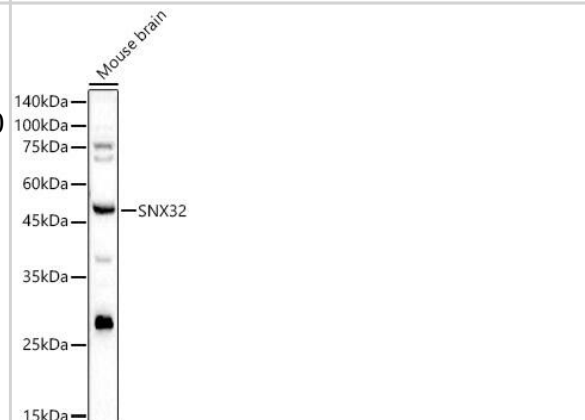
Immunocytochemistry/ Immunofluorescence: Sorting Nexin 32 Antibody - BSA Free [NBP2-93723] - Immunofluorescence analysis of HeLa cells using Sorting Nexin 32 Rabbit pAb (A8006) at dilution of 1:300 (40x lens). Secondary antibody: Cy3 Goat Anti-Rabbit IgG (H+L) (AS007) at 1:500 dilution. Blue: DAPI for nuclear staining.



Immunocytochemistry/ Immunofluorescence: Sorting Nexin 32 Antibody - BSA Free [NBP2-93723] - Immunofluorescence analysis of PC-12 cells using Sorting Nexin 32 Rabbit pAb (A8006) at dilution of 1:300 (40x lens). Secondary antibody: Cy3 Goat Anti-Rabbit IgG (H+L) (AS007) at 1:500 dilution. Blue: DAPI for nuclear staining.



Western Blot: Sorting Nexin 32 Antibody - BSA Free [NBP2-93723] - Western blot analysis of lysates from Mouse brain using Sorting Nexin 32 Rabbit pAb(A8006) at 1:3000 dilution. Secondary antibody:HRP Goat Anti-Rabbit IgG (H+L)(AS014) at 1:10000 dilution. Lysates/proteins: 25 µg per lane. Blocking buffer: 3% nonfat dry milk in TBST. Detection:ECL Basic Kit (RM00020). Exposure time:180s.





### **Novus Biologicals USA**

10730 E. Briarwood Avenue  
Centennial, CO 80112  
USA  
Phone: 303.730.1950  
Toll Free: 1.888.506.6887  
Fax: 303.730.1966  
nb-customerservice@bio-techne.com

### **Bio-Techne Canada**

21 Canmotor Ave  
Toronto, ON M8Z 4E6  
Canada  
Phone: 905.827.6400  
Toll Free: 855.668.8722  
Fax: 905.827.6402  
canada.inquires@bio-techne.com

### **Bio-Techne Ltd**

19 Barton Lane  
Abingdon Science Park  
Abingdon, OX14 3NB, United Kingdom  
Phone: (44) (0) 1235 529449  
Free Phone: 0800 37 34 15  
Fax: (44) (0) 1235 533420  
info.EMEA@bio-techne.com

### **General Contact Information**

www.novusbio.com  
Technical Support: nb-technical@bio-techne.com  
Orders: nb-customerservice@bio-techne.com  
General: novus@novusbio.com

### **Products Related to NBP2-93723-0.1ml**

---

|             |   |
|-------------|---|
| NBP2-33376H | Blue Marker Antibody (6F4-F6) [HRP]                 |
| HAF008      | Goat anti-Rabbit IgG Secondary Antibody [HRP]       |
| NB7160      | Goat anti-Rabbit IgG (H+L) Secondary Antibody [HRP] |
| NBP2-24891  | Rabbit IgG Isotype Control                          |

---

### **Limitations**

This product is for research use only and is not approved for use in humans or in clinical diagnosis. Primary Antibodies are guaranteed for 1 year from date of receipt.

For more information on our 100% guarantee, please visit [www.novusbio.com/guarantee](http://www.novusbio.com/guarantee)

Earn gift cards/discounts by submitting a review: [www.novusbio.com/reviews/submit/NBP2-93723](http://www.novusbio.com/reviews/submit/NBP2-93723)

Earn gift cards/discounts by submitting a publication using this product:  
[www.novusbio.com/publications](http://www.novusbio.com/publications)

