

# Product Datasheet

## ATP5A Antibody - BSA Free NBP2-92928-0.1ml

Unit Size: 0.1 ml

Store at -20C. Avoid freeze-thaw cycles.

[www.novusbio.com](http://www.novusbio.com)



[technical@novusbio.com](mailto:technical@novusbio.com)

### Publications: 1

Protocols, Publications, Related Products, Reviews, Research Tools and Images at:  
[www.novusbio.com/NBP2-92928](http://www.novusbio.com/NBP2-92928)

Updated 3/4/2026 v.20.1

Earn rewards for product  
reviews and publications.

Submit a publication at [www.novusbio.com/publications](http://www.novusbio.com/publications)

Submit a review at [www.novusbio.com/reviews/destination/NBP2-92928](http://www.novusbio.com/reviews/destination/NBP2-92928)



**NBP2-92928-0.1ml**

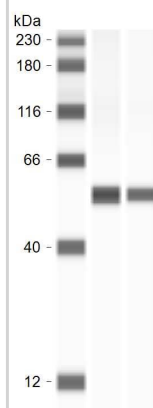
ATP5A Antibody - BSA Free

Product Information	
Unit Size	0.1 ml
Concentration	Please see the vial label for concentration. If unlisted please contact technical services.
Storage	Store at -20C. Avoid freeze-thaw cycles.
Clonality	Polyclonal
Preservative	0.02% Sodium Azide
Isotype	IgG
Purity	Affinity purified
Buffer	PBS (pH 7.3), 50% glycerol
Target Molecular Weight	60 kDa
Product Description	
Host	Rabbit
Gene ID	498
Gene Symbol	ATP5F1A
Species	Human, Mouse, Rat
Immunogen	Recombinant fusion protein containing a sequence corresponding to amino acids 1-280 of human ATP5A1 (NP_004037.1). MLSVRVAAAVVRALPRRAGLVSRNALGSSFIAARNFHASNTHLQKTGTAEMSSI LEERILGADTSVDLEETGRVLSIGDGIARVHGLRNVQAEEMVEFSSGLKGMSLN LEPDNVGVVVFNDKLIKEGDIVKRTGAIVDVPVGEELLGRVVDALGNAIDGKG PIGSKTRRRVGLKAPGIIPRISVREPMQTGIKAVDSLVPPIGRGQRELIIGDRQTGK TSI AIDTIINQKRFNDGSDEKKKLYCIYVAIGQKRSTVAQLVKRLTDADAMKYTIV VSATAS
Product Application Details	
Applications	Western Blot, Simple Western, ELISA, Immunocytochemistry/ Immunofluorescence
Recommended Dilutions	Western Blot 1:500 - 1:1000, Simple Western, ELISA, Immunocytochemistry/ Immunofluorescence 1:50 - 1:200
Application Notes	See <a href="#">Simple Western Antibody Database</a> for Simple Western validation

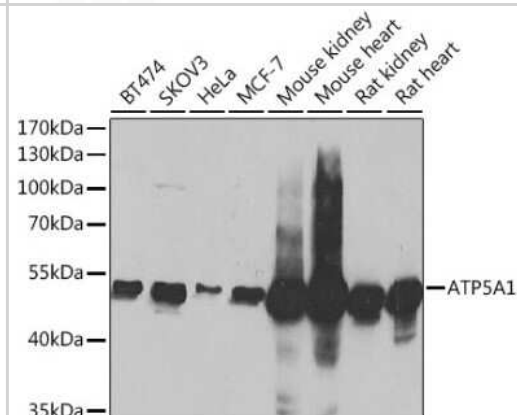


## Images

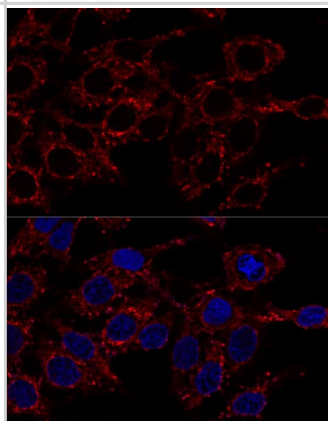
Simple Western: ATP5A Antibody [NBP2-92928] - ATP5A Antibodies (NBP2-92928), ProteinSimple Western Blot on Jess Instrument. One microgram of human brain tissue lysate was tested with the antibodies diluted 1:10 or 1:20 times. Image from verified customer review.



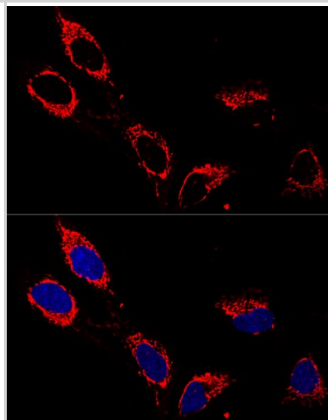
Western Blot: ATP5A Antibody [NBP2-92928] - Analysis of extracts of various cell lines, using ATP5A at 1:1000 dilution. Secondary antibody: HRP Goat Anti-Rabbit IgG (H+L) at 1:10000 dilution. Lysates/proteins: 25ug per lane. Blocking buffer: 3% nonfat dry milk in TBST. Detection: ECL Basic Kit. Exposure time: 1s.



Immunocytochemistry/ Immunofluorescence: ATP5A Antibody - BSA Free [NBP2-92928] - Confocal immunofluorescence analysis of HeLa cells using ATP5A Rabbit pAb at dilution of 1:200. Blue: DAPI for nuclear staining.



Immunocytochemistry/ Immunofluorescence: ATP5A Antibody - BSA Free [NBP2-92928] - Confocal immunofluorescence analysis of U-2OS cells using ATP5A Rabbit pAb at dilution of 1:200. Blue: DAPI for nuclear staining.



## Publications

de Weerd S, Ruiter EA, Calicchia E et al. Optimization of Cell Membrane Purification for the Preparation and Characterization of Cell Membrane Liposomes. Small methods 2024-10-21 [PMID: 39431332]



### **Novus Biologicals USA**

10730 E. Briarwood Avenue  
Centennial, CO 80112  
USA  
Phone: 303.730.1950  
Toll Free: 1.888.506.6887  
Fax: 303.730.1966  
nb-customerservice@bio-techne.com

### **Bio-Techne Canada**

21 Canmotor Ave  
Toronto, ON M8Z 4E6  
Canada  
Phone: 905.827.6400  
Toll Free: 855.668.8722  
Fax: 905.827.6402  
canada.inquires@bio-techne.com

### **Bio-Techne Ltd**

19 Barton Lane  
Abingdon Science Park  
Abingdon, OX14 3NB, United Kingdom  
Phone: (44) (0) 1235 529449  
Free Phone: 0800 37 34 15  
Fax: (44) (0) 1235 533420  
info.EMEA@bio-techne.com

### **General Contact Information**

www.novusbio.com  
Technical Support: nb-technical@bio-techne.com  
Orders: nb-customerservice@bio-techne.com  
General: novus@novusbio.com

### **Products Related to NBP2-92928-0.1ml**

---

HAF008	Goat anti-Rabbit IgG Secondary Antibody [HRP]
NB7160	Goat anti-Rabbit IgG (H+L) Secondary Antibody [HRP]
NBP2-24891	Rabbit IgG Isotype Control
NBP2-38525PEP	ATP5A Recombinant Protein Antigen

---

### **Limitations**

This product is for research use only and is not approved for use in humans or in clinical diagnosis. Primary Antibodies are guaranteed for 1 year from date of receipt.

For more information on our 100% guarantee, please visit [www.novusbio.com/guarantee](http://www.novusbio.com/guarantee)

Earn gift cards/discounts by submitting a review: [www.novusbio.com/reviews/submit/NBP2-92928](http://www.novusbio.com/reviews/submit/NBP2-92928)

Earn gift cards/discounts by submitting a publication using this product:  
[www.novusbio.com/publications](http://www.novusbio.com/publications)

