

# Product Datasheet

## 15-Lipoxygenase 2 Antibody - Azide and BSA Free NBP2-92668-0.1ml

Unit Size: 0.1 ml

Store at -20C. Avoid freeze-thaw cycles.

[www.novusbio.com](http://www.novusbio.com)



[technical@novusbio.com](mailto:technical@novusbio.com)

### Publications: 1

Protocols, Publications, Related Products, Reviews, Research Tools and Images at:  
[www.novusbio.com/NBP2-92668](http://www.novusbio.com/NBP2-92668)

Updated 2/17/2026 v.20.1

Earn rewards for product  
reviews and publications.

Submit a publication at [www.novusbio.com/publications](http://www.novusbio.com/publications)

Submit a review at [www.novusbio.com/reviews/destination/NBP2-92668](http://www.novusbio.com/reviews/destination/NBP2-92668)



**NBP2-92668-0.1ml****15-Lipoxygenase 2 Antibody - Azide and BSA Free**

<b>Product Information</b>	
<b>Unit Size</b>	0.1 ml
<b>Concentration</b>	Please see the vial label for concentration. If unlisted please contact technical services.
<b>Storage</b>	Store at -20C. Avoid freeze-thaw cycles.
<b>Clonality</b>	Polyclonal
<b>Preservative</b>	0.02% Sodium Azide
<b>Isotype</b>	IgG
<b>Purity</b>	Affinity purified
<b>Buffer</b>	PBS (pH 7.3), 50% glycerol
<b>Target Molecular Weight</b>	76 kDa

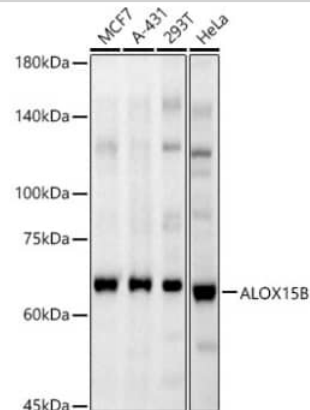
<b>Product Description</b>	
<b>Description</b>	Novus Biologicals Rabbit 15-Lipoxygenase 2 Antibody - Azide and BSA Free (NBP2-92668) is a polyclonal antibody validated for use in WB, ELISA and ICC/IF. Anti-15-Lipoxygenase 2 Antibody: Cited in 1 publication. All Novus Biologicals antibodies are covered by our 100% guarantee.
<b>Host</b>	Rabbit
<b>Gene ID</b>	247
<b>Gene Symbol</b>	ALOX15B
<b>Species</b>	Human, Mouse, Rat
<b>Immunogen</b>	Recombinant fusion protein containing a sequence corresponding to amino acids 1-200 of human 15-Lipoxygenase 2 (NP_001132.2). MAEFRVRVSTGAEFGAGTWDKVSIVGTRGESPLPLDNLGKEFTAGAEEDF QVTLPEDVGRVLLLRVHKAPPVLPPLGGLAPDAWFCRWFQLTPPRGGHLLFPC YQWLEGAGTLVLQEGTAKVSWADHHPVLQQQRQEELQARQEMYQWKAYNP GWPHCLDEKTVEDLELNIKYSTAKNANFYLQAGSAFAEMKIKGL

<b>Product Application Details</b>	
<b>Applications</b>	Western Blot, ELISA, Immunocytochemistry/ Immunofluorescence
<b>Recommended Dilutions</b>	Western Blot 1:500 - 1:1000, ELISA Recommended starting concentration is 1 µg/mL. Please optimize the concentration based on your specific assay requirements., Immunocytochemistry/ Immunofluorescence 1:50-1:200

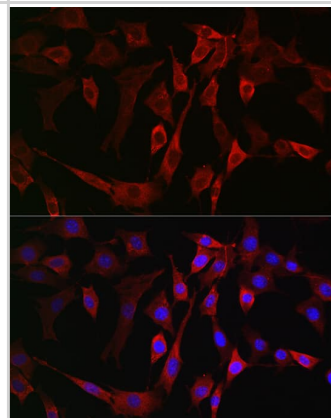


## Images

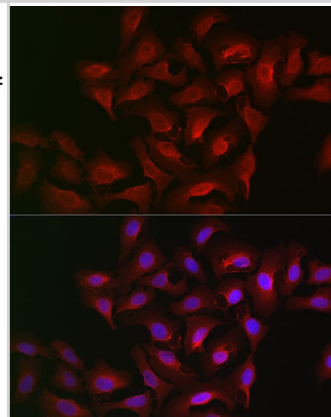
Western Blot: 15-Lipoxygenase 2 Antibody [NBP2-92668] - Analysis of various lysates, using ALOX15B Rabbit pAb at 1:500 dilution. Secondary antibody: HRP-conjugated Goat anti-Rabbit IgG (H+L) at 1:10000 dilution. Lysates/proteins: 25µg per lane. Blocking buffer: 3% nonfat dry milk in TBST. Detection: ECL Basic Kit . Exposure time: 10s.



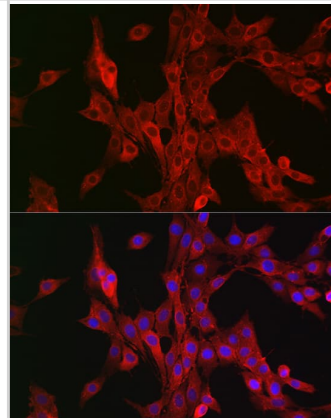
Immunocytochemistry/ Immunofluorescence: 15-Lipoxygenase 2 Antibody - Azide and BSA Free [NBP2-92668] - Immunofluorescence analysis of NIH/3T3 cells using 15-Lipoxygenase 2 Rabbit pAb at dilution of 1:100 (40x lens). Secondary antibody: Cy3-conjugated Goat anti-Rabbit IgG (H+L) at 1:500 dilution. Blue: DAPI for nuclear staining.



Immunocytochemistry/ Immunofluorescence: 15-Lipoxygenase 2 Antibody - Azide and BSA Free [NBP2-92668] - Immunofluorescence analysis of U2OS cells using 15-Lipoxygenase 2 Rabbit pAb at dilution of 1:100 (40x lens). Secondary antibody: Cy3-conjugated Goat anti-Rabbit IgG (H+L) at 1:500 dilution. Blue: DAPI for nuclear staining.



Immunocytochemistry/ Immunofluorescence: 15-Lipoxygenase 2 Antibody - Azide and BSA Free [NBP2-92668] - Immunofluorescence analysis of PC-12 cells using 15-Lipoxygenase 2 Rabbit pAb at dilution of 1:100 (40x lens). Secondary antibody: Cy3-conjugated Goat anti-Rabbit IgG (H+L) at 1:500 dilution. Blue: DAPI for nuclear staining.



## Publications

Li C, Sun G, Chen B Et al. Nuclear receptor coactivator 4-mediated ferritinophagy contributes to cerebral ischemia-induced ferroptosis in ischemic stroke Pharmacological research Oct 8 2021 12:00AM [PMID: 34634471] (WB, Mouse)



### Novus Biologicals USA

10730 E. Briarwood Avenue  
Centennial, CO 80112  
USA  
Phone: 303.730.1950  
Toll Free: 1.888.506.6887  
Fax: 303.730.1966  
nb-customerservice@bio-techne.com

### Bio-Techne Canada

21 Canmotor Ave  
Toronto, ON M8Z 4E6  
Canada  
Phone: 905.827.6400  
Toll Free: 855.668.8722  
Fax: 905.827.6402  
canada.inquires@bio-techne.com

### Bio-Techne Ltd

19 Barton Lane  
Abingdon Science Park  
Abingdon, OX14 3NB, United Kingdom  
Phone: (44) (0) 1235 529449  
Free Phone: 0800 37 34 15  
Fax: (44) (0) 1235 533420  
info.EMEA@bio-techne.com

### General Contact Information

www.novusbio.com  
Technical Support: nb-technical@bio-techne.com  
Orders: nb-customerservice@bio-techne.com  
General: novus@novusbio.com

### Products Related to NBP2-92668-0.1ml

---

NBP2-33376H	Blue Marker Antibody (6F4-F6) [HRP]
HAF008	Goat anti-Rabbit IgG Secondary Antibody [HRP]
NB7160	Goat anti-Rabbit IgG (H+L) Secondary Antibody [HRP]
NBP2-24891	Rabbit IgG Isotype Control

---

### Limitations

This product is for research use only and is not approved for use in humans or in clinical diagnosis. Primary Antibodies are guaranteed for 1 year from date of receipt.

For more information on our 100% guarantee, please visit [www.novusbio.com/guarantee](http://www.novusbio.com/guarantee)

Earn gift cards/discounts by submitting a review: [www.novusbio.com/reviews/submit/NBP2-92668](http://www.novusbio.com/reviews/submit/NBP2-92668)

Earn gift cards/discounts by submitting a publication using this product:  
[www.novusbio.com/publications](http://www.novusbio.com/publications)

