

Product Datasheet

ASMT Antibody - BSA Free

NBP2-92663-0.1ml

Unit Size: 0.1 ml

Store at -20C. Avoid freeze-thaw cycles.

www.novusbio.com



technical@novusbio.com

Protocols, Publications, Related Products, Reviews, Research Tools and Images at:
www.novusbio.com/NBP2-92663

Updated 9/9/2025 v.20.1

Earn rewards for product
reviews and publications.

Submit a publication at www.novusbio.com/publications

Submit a review at www.novusbio.com/reviews/destination/NBP2-92663



NBP2-92663-0.1ml

ASMT Antibody - BSA Free

| Product Information | |
|---------------------|---|
| Unit Size | 0.1 ml |
| Concentration | Please see the vial label for concentration. If unlisted please contact technical services. |
| Storage | Store at -20C. Avoid freeze-thaw cycles. |
| Clonality | Polyclonal |
| Preservative | 0.02% Sodium Azide |
| Isotype | IgG |
| Purity | Affinity purified |
| Buffer | PBS (pH 7.3), 50% glycerol |

| Product Description | |
|---------------------|--|
| Description | Novus Biologicals Rabbit ASMT Antibody - BSA Free (NBP2-92663) is a polyclonal antibody validated for use in WB. All Novus Biologicals antibodies are covered by our 100% guarantee. |
| Host | Rabbit |
| Gene ID | 438 |
| Gene Symbol | ASMT |
| Species | Human, Mouse |
| Immunogen | Recombinant fusion protein containing a sequence corresponding to amino acids 1-298 of human ASMT (NP_001164510.1). MGSSDQAYRLLNDYANGFMVSQVLFAACELGVFDLLAEAPGPLDVAAVAAG VRASAHGTELLLDICVSLKLLKVETRGGKAFYRNTELSSDYLTTSPTSQC SMLKYMGRTSYRCWGH LADAVREGRNQYLETFGVPAEELFTAIYRSEGERLQFMQ ALQEVWSVNGRSVLTAFDLSVFPLMCDLGGDFFKDPLPEADLYILARVLHDWA DGKCSHLLERIYHTCKPGGGILVIESLLDEDRRGPLLTQLYSLNMLVQTEGQER TPTHYHMLLSSAGFRDFQFKKTGAIYDAILARK |

| Product Application Details | |
|-----------------------------|------------------------------|
| Applications | Western Blot |
| Recommended Dilutions | Western Blot 1:1000 - 1:5000 |



Images

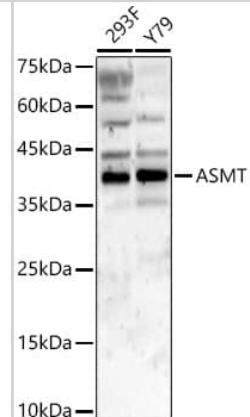
Western Blot: ASMT Antibody - BSA Free [NBP2-92663] - Western blot analysis of various lysates, using ASMT Rabbit pAb at 1:2000 dilution. Secondary antibody: HRP-conjugated Goat anti-Rabbit IgG (H+L) at 1:10000 dilution.

Lysates/proteins: 25ug per lane.

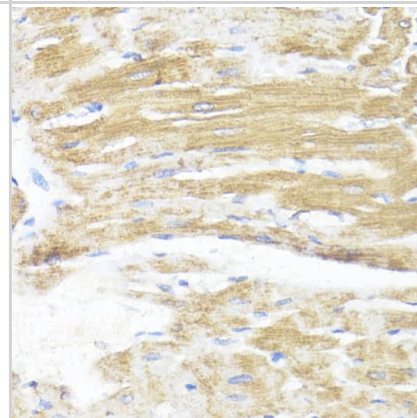
Blocking buffer: 3% nonfat dry milk in TBST.

Detection: ECL Basic Kit.

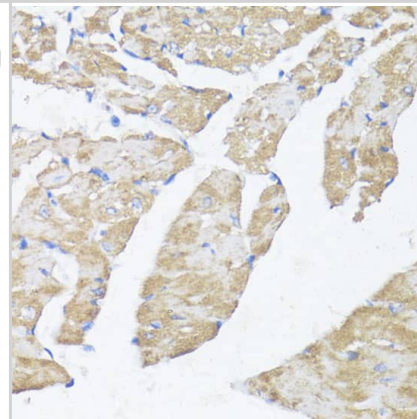
Exposure time: 90s.



Immunohistochemistry: ASMT Antibody - BSA Free [NBP2-92663] - Immunohistochemistry analysis of paraffin-embedded Rat heart using ASMT Rabbit pAb at dilution of 1:100 (40x lens). Microwave antigen retrieval performed with 0.01M PBS Buffer (pH 7.2) prior to IHC staining.



Immunohistochemistry: ASMT Antibody - BSA Free [NBP2-92663] - Immunohistochemistry analysis of paraffin-embedded Mouse heart using ASMT Rabbit pAb at dilution of 1:100 (40x lens). Microwave antigen retrieval performed with 0.01M PBS Buffer (pH 7.2) prior to IHC staining.





Novus Biologicals USA

10730 E. Briarwood Avenue
Centennial, CO 80112
USA
Phone: 303.730.1950
Toll Free: 1.888.506.6887
Fax: 303.730.1966
nb-customerservice@bio-techne.com

Bio-Techne Canada

21 Canmotor Ave
Toronto, ON M8Z 4E6
Canada
Phone: 905.827.6400
Toll Free: 855.668.8722
Fax: 905.827.6402
canada.inquires@bio-techne.com

Bio-Techne Ltd

19 Barton Lane
Abingdon Science Park
Abingdon, OX14 3NB, United Kingdom
Phone: (44) (0) 1235 529449
Free Phone: 0800 37 34 15
Fax: (44) (0) 1235 533420
info.EMEA@bio-techne.com

General Contact Information

www.novusbio.com
Technical Support: nb-technical@bio-techne.com
Orders: nb-customerservice@bio-techne.com
General: novus@novusbio.com

Products Related to NBP2-92663-0.1ml

| | |
|-------------|---|
| NBP2-33376H | Blue Marker Antibody (6F4-F6) [HRP] |
| HAF008 | Goat anti-Rabbit IgG Secondary Antibody [HRP] |
| NB7160 | Goat anti-Rabbit IgG (H+L) Secondary Antibody [HRP] |
| NBP2-24891 | Rabbit IgG Isotype Control |

Limitations

This product is for research use only and is not approved for use in humans or in clinical diagnosis. Primary Antibodies are guaranteed for 1 year from date of receipt.

For more information on our 100% guarantee, please visit www.novusbio.com/guarantee

Earn gift cards/discounts by submitting a review: www.novusbio.com/reviews/submit/NBP2-92663

Earn gift cards/discounts by submitting a publication using this product:
www.novusbio.com/publications

