

Product Datasheet

ATG5 Antibody (CL9508) - BSA Free NBP2-88936

Unit Size: 100 ul

Store at 4C short term. Aliquot and store at -20C long term. Avoid freeze-thaw cycles.

www.novusbio.com



technical@novusbio.com

Protocols, Publications, Related Products, Reviews, Research Tools and Images at:
www.novusbio.com/NBP2-88936

Updated 12/2/2025 v.20.1

Earn rewards for product
reviews and publications.

Submit a publication at www.novusbio.com/publications

Submit a review at www.novusbio.com/reviews/destination/NBP2-88936



NBP2-88936

ATG5 Antibody (CL9508) - BSA Free

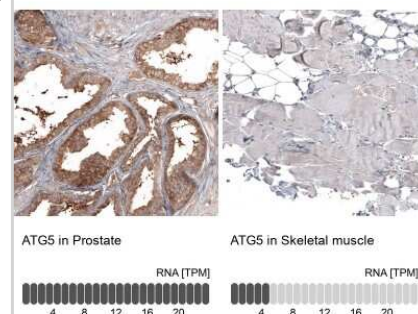
Product Information	
Unit Size	100 ul
Concentration	Concentrations vary lot to lot. See vial label for concentration. If unlisted please contact technical services.
Storage	Store at 4C short term. Aliquot and store at -20C long term. Avoid freeze-thaw cycles.
Clonality	Monoclonal
Clone	CL9508
Preservative	0.02% Sodium Azide
Isotype	IgG1
Purity	Protein A purified
Buffer	PBS (pH 7.2) and 40% Glycerol

Product Description	
Description	Novus Biologicals Mouse ATG5 Antibody (CL9508) - BSA Free (NBP2-88936) is a monoclonal antibody validated for use in IHC and WB. All Novus Biologicals antibodies are covered by our 100% guarantee.
Host	Mouse
Gene ID	9474
Gene Symbol	ATG5
Species	Human
Immunogen	This antibody was developed using a recombinant protein derived from Q9H1Y0, with the exact immunogen sequence remaining proprietary.

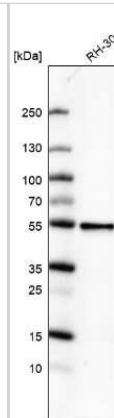
Product Application Details	
Applications	Western Blot, Immunohistochemistry-Paraffin, Immunohistochemistry
Recommended Dilutions	Western Blot 1 ug/mL, Immunohistochemistry 1:500 - 1:1000, Immunohistochemistry-Paraffin 1:500 - 1:1000
Application Notes	For IHC-Paraffin, HIER pH 6 antigen retrieval is recommended.

Images

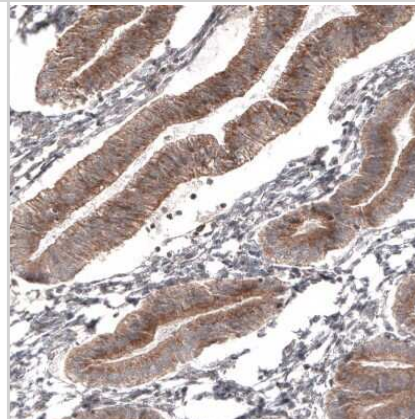
Immunohistochemistry-Paraffin: ATG5 Antibody (CL9508) [NBP2-88936] - Immunohistochemistry analysis in human prostate and skeletal muscle tissues using NBP2-88936 antibody. Corresponding ATG5 RNA-seq data are presented for the same tissues.



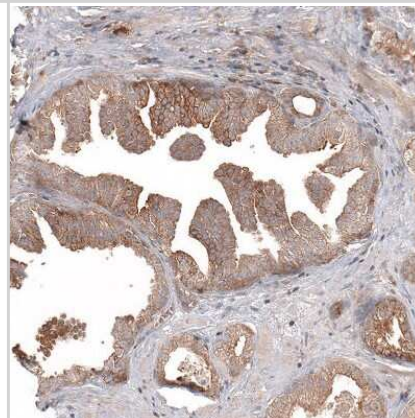
Western Blot: ATG5 Antibody (CL9508) [NBP2-88936] - Western blot analysis in human cell line RH-30.



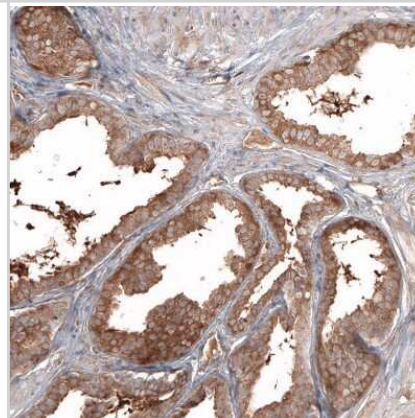
Immunohistochemistry-Paraffin: ATG5 Antibody (CL9508) [NBP2-88936] - Immunohistochemistry analysis of human endometrium shows moderate cytoplasmic positivity in glandular cells.



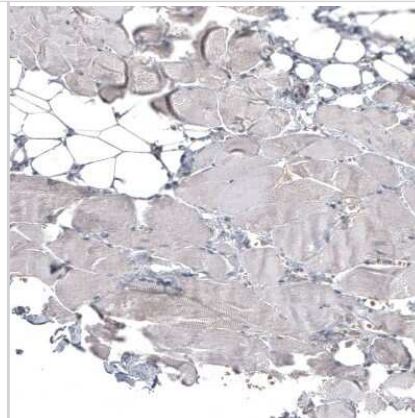
Immunohistochemistry-Paraffin: ATG5 Antibody (CL9508) [NBP2-88936] - Immunohistochemistry analysis of human prostate cancer shows moderate cytoplasmic positivity in glandular cells.



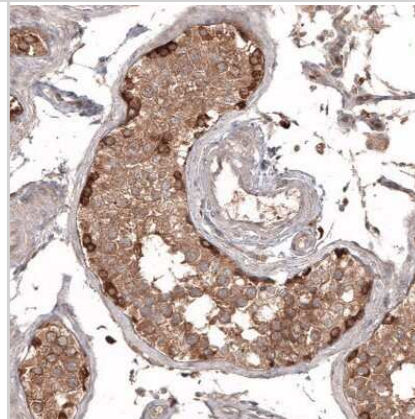
Immunohistochemistry-Paraffin: ATG5 Antibody (CL9508) [NBP2-88936] - Immunohistochemistry analysis of human prostate shows strong cytoplasmic positivity in glandular cells.



Immunohistochemistry-Paraffin: ATG5 Antibody (CL9508) [NBP2-88936]
- Immunohistochemistry analysis of human skeletal muscle shows no positivity in myocytes as expected.



Immunohistochemistry-Paraffin: ATG5 Antibody (CL9508) [NBP2-88936]
- Immunohistochemistry analysis of human testis shows moderate to strong cytoplasmic positivity in cells in seminiferous ducts.





Novus Biologicals USA

10730 E. Briarwood Avenue
Centennial, CO 80112
USA
Phone: 303.730.1950
Toll Free: 1.888.506.6887
Fax: 303.730.1966
nb-customerservice@bio-techne.com

Bio-Techne Canada

21 Canmotor Ave
Toronto, ON M8Z 4E6
Canada
Phone: 905.827.6400
Toll Free: 855.668.8722
Fax: 905.827.6402
canada.inquires@bio-techne.com

Bio-Techne Ltd

19 Barton Lane
Abingdon Science Park
Abingdon, OX14 3NB, United Kingdom
Phone: (44) (0) 1235 529449
Free Phone: 0800 37 34 15
Fax: (44) (0) 1235 533420
info.EMEA@bio-techne.com

General Contact Information

www.novusbio.com
Technical Support: nb-technical@bio-techne.com
Orders: nb-customerservice@bio-techne.com
General: novus@novusbio.com

Products Related to NBP2-88936

NBP2-33376H	Blue Marker Antibody (6F4-F6) [HRP]
HAF007	Goat anti-Mouse IgG Secondary Antibody [HRP]
NB7539	Goat anti-Mouse IgG (H+L) Secondary Antibody [HRP]
NBP1-97005-0.5mg	Mouse IgG1 Isotype Control (MG1)

Limitations

This product is for research use only and is not approved for use in humans or in clinical diagnosis. Primary Antibodies are guaranteed for 1 year from date of receipt.

For more information on our 100% guarantee, please visit www.novusbio.com/guarantee

Earn gift cards/discounts by submitting a review: www.novusbio.com/reviews/submit/NBP2-88936

Earn gift cards/discounts by submitting a publication using this product:
www.novusbio.com/publications

