

# Product Datasheet

## Pax2 Antibody (CL9469) - BSA Free NBP2-88934

Unit Size: 100 ul

Store at 4C short term. Aliquot and store at -20C long term. Avoid freeze-thaw cycles.

[www.novusbio.com](http://www.novusbio.com)



[technical@novusbio.com](mailto:technical@novusbio.com)

Protocols, Publications, Related Products, Reviews, Research Tools and Images at:  
[www.novusbio.com/NBP2-88934](http://www.novusbio.com/NBP2-88934)

Updated 2/23/2026 v.20.1

Earn rewards for product  
reviews and publications.

Submit a publication at [www.novusbio.com/publications](http://www.novusbio.com/publications)

Submit a review at [www.novusbio.com/reviews/destination/NBP2-88934](http://www.novusbio.com/reviews/destination/NBP2-88934)



**NBP2-88934**

Pax2 Antibody (CL9469) - BSA Free

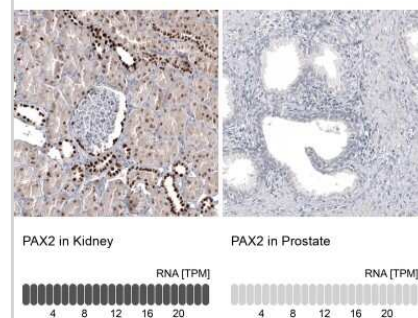
Product Information	
Unit Size	100 ul
Concentration	Concentrations vary lot to lot. See vial label for concentration. If unlisted please contact technical services.
Storage	Store at 4C short term. Aliquot and store at -20C long term. Avoid freeze-thaw cycles.
Clonality	Monoclonal
Clone	CL9469
Preservative	0.02% Sodium Azide
Isotype	IgG1
Purity	Protein A purified
Buffer	PBS (pH 7.2) and 40% Glycerol

Product Description	
Description	Novus Biologicals Mouse Pax2 Antibody (CL9469) - BSA Free (NBP2-88934) is a monoclonal antibody validated for use in IHC, WB and ICC/IF. All Novus Biologicals antibodies are covered by our 100% guarantee.
Host	Mouse
Gene ID	5076
Gene Symbol	PAX2
Species	Human
Immunogen	This antibody was developed using a synthetic peptide derived from Q02962, with the exact immunogen sequence remaining proprietary.

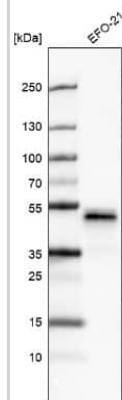
Product Application Details	
Applications	Western Blot, Immunohistochemistry-Paraffin, Immunocytochemistry/ Immunofluorescence, Immunohistochemistry
Recommended Dilutions	Western Blot 1 ug/ml, Immunohistochemistry 1:200 - 1:500, Immunocytochemistry/ Immunofluorescence 2-10 ug/ml, Immunohistochemistry-Paraffin 1:200 - 1:500
Application Notes	ICC/IF, PFA/Triton X-100 is recommended for fixation/permeabilization. IHC-Paraffin, HIER pH 6 retrieval is recommended.

**Images**

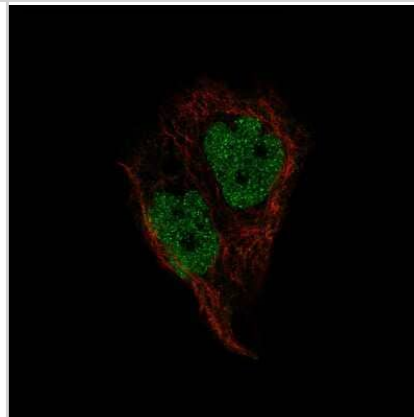
Immunohistochemistry-Paraffin: Pax2 Antibody (CL9469) [NBP2-88934] - Analysis in human kidney and prostate tissues using NBP2-88934 antibody. Corresponding PAX2 RNA-seq data are presented for the same tissues.



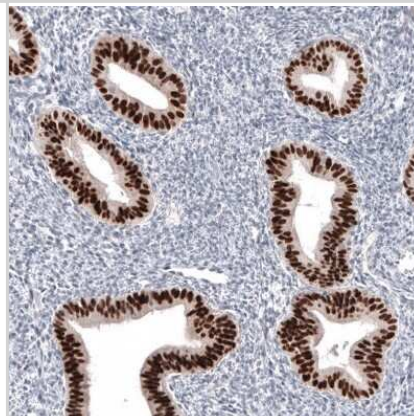
Western Blot: Pax2 Antibody (CL9469) [NBP2-88934] - Analysis in human cell line EFO-21.



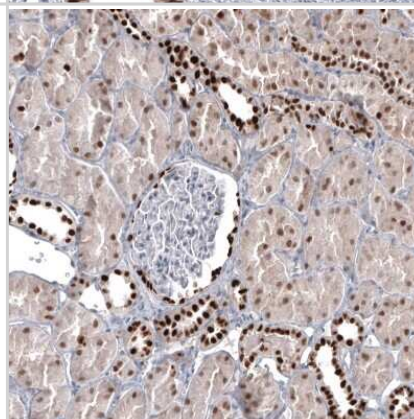
Immunocytochemistry/Immunofluorescence: Pax2 Antibody (CL9469) [NBP2-88934] - Staining of EFO-21 cells using the Anti-PAX2 monoclonal antibody, showing specific staining in the nucleoplasm in green. Microtubule- and nuclear probes are visualized in red and blue, respectively (where available).



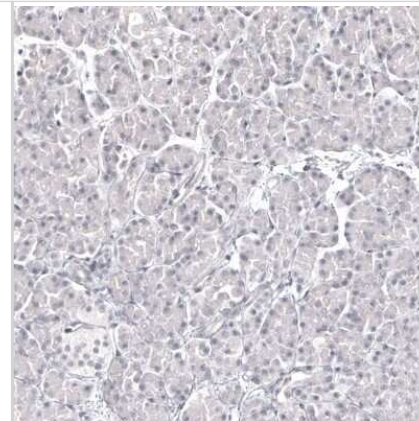
Immunohistochemistry-Paraffin: Pax2 Antibody (CL9469) [NBP2-88934] - Staining of human endometrium shows strong nuclear positivity in glandular cells.



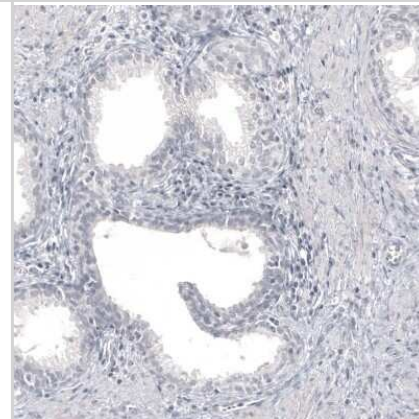
Immunohistochemistry-Paraffin: Pax2 Antibody (CL9469) [NBP2-88934] - Staining of human kidney shows strong nuclear positivity in cells in distal tubules.



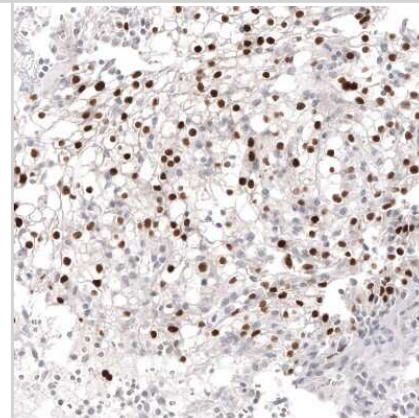
Immunohistochemistry-Paraffin: Pax2 Antibody (CL9469) [NBP2-88934]  
- Staining of human pancreas shows no positivity in exocrine glandular cells as expected.



Immunohistochemistry-Paraffin: Pax2 Antibody (CL9469) [NBP2-88934]  
- Staining of human prostate shows no positivity in glandular cells as expected.



Immunohistochemistry-Paraffin: Pax2 Antibody (CL9469) [NBP2-88934]  
- Staining of human renal cancer shows moderate nuclear positivity in tumor cells.





### **Novus Biologicals USA**

10730 E. Briarwood Avenue  
Centennial, CO 80112  
USA  
Phone: 303.730.1950  
Toll Free: 1.888.506.6887  
Fax: 303.730.1966  
nb-customerservice@bio-techne.com

### **Bio-Techne Canada**

21 Canmotor Ave  
Toronto, ON M8Z 4E6  
Canada  
Phone: 905.827.6400  
Toll Free: 855.668.8722  
Fax: 905.827.6402  
canada.inquires@bio-techne.com

### **Bio-Techne Ltd**

19 Barton Lane  
Abingdon Science Park  
Abingdon, OX14 3NB, United Kingdom  
Phone: (44) (0) 1235 529449  
Free Phone: 0800 37 34 15  
Fax: (44) (0) 1235 533420  
info.EMEA@bio-techne.com

### **General Contact Information**

www.novusbio.com  
Technical Support: nb-technical@bio-techne.com  
Orders: nb-customerservice@bio-techne.com  
General: novus@novusbio.com

### **Products Related to NBP2-88934**

---

NBP2-33376H	Blue Marker Antibody (6F4-F6) [HRP]
HAF007	Goat anti-Mouse IgG Secondary Antibody [HRP]
NB7539	Goat anti-Mouse IgG (H+L) Secondary Antibody [HRP]
NBP1-97005-0.5mg	Mouse IgG1 Isotype Control (MG1)

---

### **Limitations**

This product is for research use only and is not approved for use in humans or in clinical diagnosis. Primary Antibodies are guaranteed for 1 year from date of receipt.

For more information on our 100% guarantee, please visit [www.novusbio.com/guarantee](http://www.novusbio.com/guarantee)

Earn gift cards/discounts by submitting a review: [www.novusbio.com/reviews/submit/NBP2-88934](http://www.novusbio.com/reviews/submit/NBP2-88934)

Earn gift cards/discounts by submitting a publication using this product:  
[www.novusbio.com/publications](http://www.novusbio.com/publications)

