

Product Datasheet

Androgen R/NR3C4 Antibody (CL9255) - BSA Free NBP2-88922

Unit Size: 100 ul

Store at 4C short term. Aliquot and store at -20C long term. Avoid freeze-thaw cycles.

www.novusbio.com



technical@novusbio.com

Protocols, Publications, Related Products, Reviews, Research Tools and Images at:
www.novusbio.com/NBP2-88922

Updated 12/2/2025 v.20.1

Earn rewards for product
reviews and publications.

Submit a publication at www.novusbio.com/publications

Submit a review at www.novusbio.com/reviews/destination/NBP2-88922



NBP2-88922

Androgen R/NR3C4 Antibody (CL9255) - BSA Free

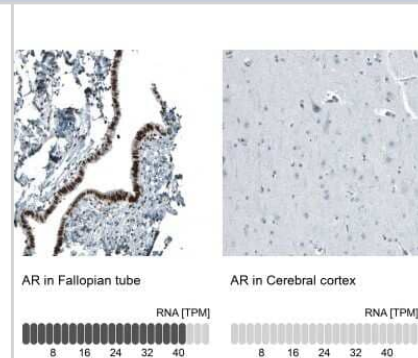
Product Information	
Unit Size	100 ul
Concentration	Concentrations vary lot to lot. See vial label for concentration. If unlisted please contact technical services.
Storage	Store at 4C short term. Aliquot and store at -20C long term. Avoid freeze-thaw cycles.
Clonality	Monoclonal
Clone	CL9255
Preservative	0.02% Sodium Azide
Isotype	IgG1
Purity	Protein A purified
Buffer	PBS (pH 7.2) and 40% Glycerol

Product Description	
Description	Novus Biologicals Mouse Androgen R/NR3C4 Antibody (CL9255) - BSA Free (NBP2-88922) is a monoclonal antibody validated for use in IHC and WB. All Novus Biologicals antibodies are covered by our 100% guarantee.
Host	Mouse
Gene ID	367
Gene Symbol	AR
Species	Human
Reactivity Notes	Mouse (86%), Rat (81%).
Immunogen	This antibody was developed using a synthetic peptide derived from P10275, with the exact immunogen sequence remaining proprietary.

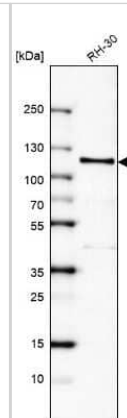
Product Application Details	
Applications	Western Blot, Immunohistochemistry-Paraffin, Immunohistochemistry
Recommended Dilutions	Western Blot 1 ug/ml, Immunohistochemistry 1:1000 - 1:2500, Immunohistochemistry-Paraffin 1:1000 - 1:2500
Application Notes	For IHC-Paraffin, HIER pH 6 retrieval is recommended.

Images

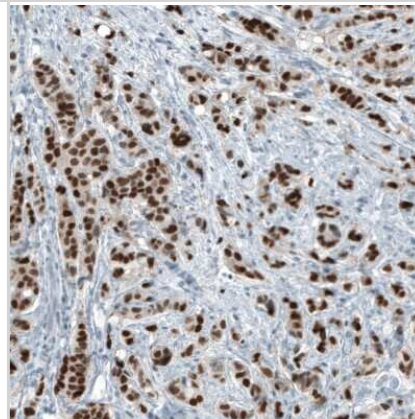
Immunohistochemistry-Paraffin: Androgen R/NR3C4 Antibody (CL9255) [NBP2-88922] - Analysis in human fallopian tube and cerebral cortex tissues using NBP2-88922 antibody. Corresponding AR RNA-seq data are presented for the same tissues.



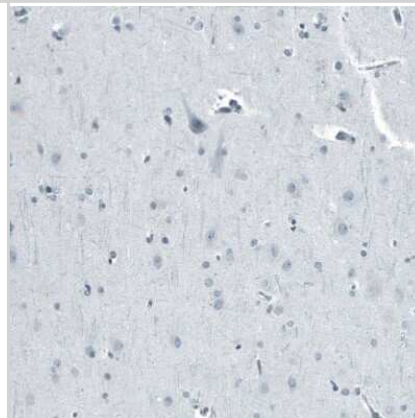
Western Blot: Androgen R/NR3C4 Antibody (CL9255) [NBP2-88922] - Analysis in human cell line RH-30.



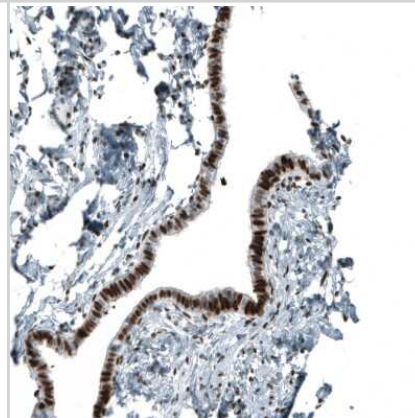
Immunohistochemistry-Paraffin: Androgen R/NR3C4 Antibody (CL9255) [NBP2-88922] - Staining of human breast cancer shows strong nuclear positivity in tumor cells.



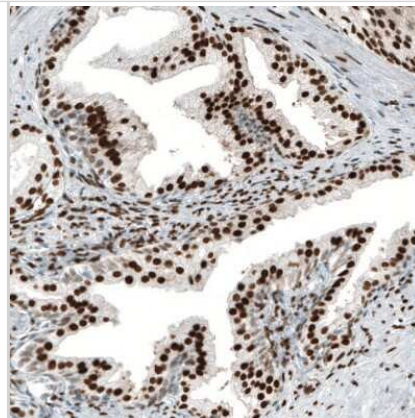
Immunohistochemistry-Paraffin: Androgen R/NR3C4 Antibody (CL9255) [NBP2-88922] - Staining of human cerebral cortex shows no positivity in neurons as expected.



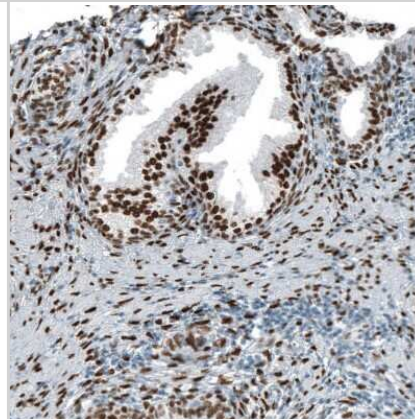
Immunohistochemistry-Paraffin: Androgen R/NR3C4 Antibody (CL9255) [NBP2-88922] - Staining of human Fallopian tube shows strong nuclear positivity in glandular cells.



Immunohistochemistry-Paraffin: Androgen R/NR3C4 Antibody (CL9255) [NBP2-88922] - Staining of human prostate cancer shows strong nuclear positivity in tumor cells.



Immunohistochemistry-Paraffin: Androgen R/NR3C4 Antibody (CL9255) [NBP2-88922] - Staining of human prostate shows strong nuclear positivity in glandular cells.





Novus Biologicals USA

10730 E. Briarwood Avenue
Centennial, CO 80112
USA
Phone: 303.730.1950
Toll Free: 1.888.506.6887
Fax: 303.730.1966
nb-customerservice@bio-techne.com

Bio-Techne Canada

21 Canmotor Ave
Toronto, ON M8Z 4E6
Canada
Phone: 905.827.6400
Toll Free: 855.668.8722
Fax: 905.827.6402
canada.inquires@bio-techne.com

Bio-Techne Ltd

19 Barton Lane
Abingdon Science Park
Abingdon, OX14 3NB, United Kingdom
Phone: (44) (0) 1235 529449
Free Phone: 0800 37 34 15
Fax: (44) (0) 1235 533420
info.EMEA@bio-techne.com

General Contact Information

www.novusbio.com
Technical Support: nb-technical@bio-techne.com
Orders: nb-customerservice@bio-techne.com
General: novus@novusbio.com

Products Related to NBP2-88922

NBP2-33376H	Blue Marker Antibody (6F4-F6) [HRP]
HAF007	Goat anti-Mouse IgG Secondary Antibody [HRP]
NB7539	Goat anti-Mouse IgG (H+L) Secondary Antibody [HRP]
NBP1-97005-0.5mg	Mouse IgG1 Isotype Control (MG1)

Limitations

This product is for research use only and is not approved for use in humans or in clinical diagnosis. Primary Antibodies are guaranteed for 1 year from date of receipt.

For more information on our 100% guarantee, please visit www.novusbio.com/guarantee

Earn gift cards/discounts by submitting a review: www.novusbio.com/reviews/submit/NBP2-88922

Earn gift cards/discounts by submitting a publication using this product:
www.novusbio.com/publications

