

# Product Datasheet

## Bcl-2 Antibody (CL7935) - BSA Free NBP2-88910

Unit Size: 100 ul

Store at 4C short term. Aliquot and store at -20C long term. Avoid freeze-thaw cycles.

[www.novusbio.com](http://www.novusbio.com)



[technical@novusbio.com](mailto:technical@novusbio.com)

Protocols, Publications, Related Products, Reviews, Research Tools and Images at:  
[www.novusbio.com/NBP2-88910](http://www.novusbio.com/NBP2-88910)

Updated 12/2/2025 v.20.1

Earn rewards for product  
reviews and publications.

Submit a publication at [www.novusbio.com/publications](http://www.novusbio.com/publications)

Submit a review at [www.novusbio.com/reviews/destination/NBP2-88910](http://www.novusbio.com/reviews/destination/NBP2-88910)



**NBP2-88910**

Bcl-2 Antibody (CL7935) - BSA Free

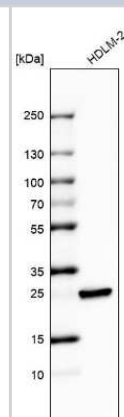
Product Information	
Unit Size	100 ul
Concentration	Concentrations vary lot to lot. See vial label for concentration. If unlisted please contact technical services.
Storage	Store at 4C short term. Aliquot and store at -20C long term. Avoid freeze-thaw cycles.
Clonality	Monoclonal
Clone	CL7935
Preservative	0.02% Sodium Azide
Isotype	IgG2a
Purity	Protein A purified
Buffer	PBS (pH 7.2) and 40% Glycerol

Product Description	
Description	Novus Biologicals Mouse Bcl-2 Antibody (CL7935) - BSA Free (NBP2-88910) is a monoclonal antibody validated for use in IHC and WB. All Novus Biologicals antibodies are covered by our 100% guarantee.
Host	Mouse
Gene ID	596
Gene Symbol	BCL2
Species	Human
Immunogen	This antibody was developed using a synthetic peptide derived from P10415, with the exact immunogen sequence remaining proprietary.

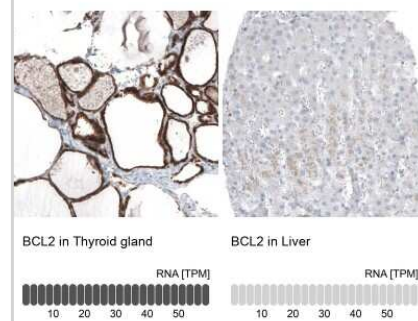
Product Application Details	
Applications	Western Blot, Immunohistochemistry-Paraffin, Immunohistochemistry
Recommended Dilutions	Western Blot 1 ug/ml, Immunohistochemistry 1:500 - 1:1000, Immunohistochemistry-Paraffin 1:500 - 1:1000
Application Notes	For IHC-Paraffin, HIER pH 6 retrieval is recommended.

**Images**

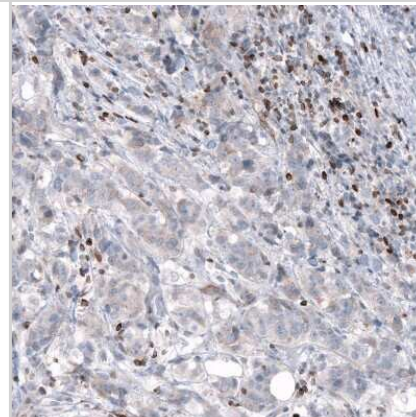
Western Blot: Bcl-2 Antibody (CL7935) [NBP2-88910] - Analysis in human cell line HDLM-2.



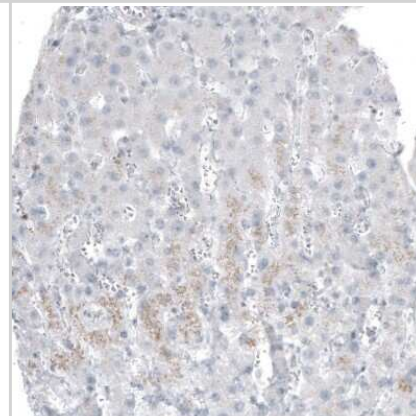
Immunohistochemistry-Paraffin: Bcl-2 Antibody (CL7935) [NBP2-88910]  
 - Analysis in human thyroid gland and liver tissues using NBP2-88910 antibody. Corresponding BCL2 RNA-seq data are presented for the same tissues.



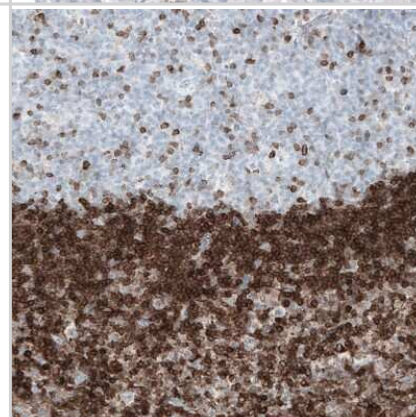
Immunohistochemistry-Paraffin: Bcl-2 Antibody (CL7935) [NBP2-88910]  
 - Staining of human breast cancer shows moderate positivity.



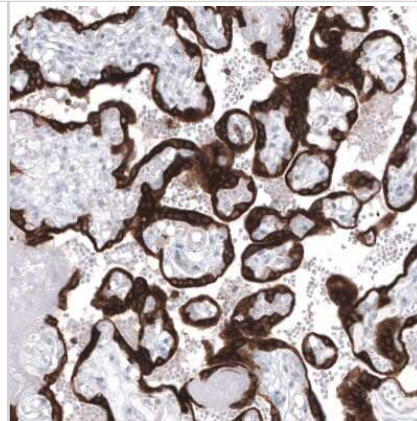
Immunohistochemistry-Paraffin: Bcl-2 Antibody (CL7935) [NBP2-88910]  
 - Staining of human liver shows negative to no positivity in hepatocytes as expected.



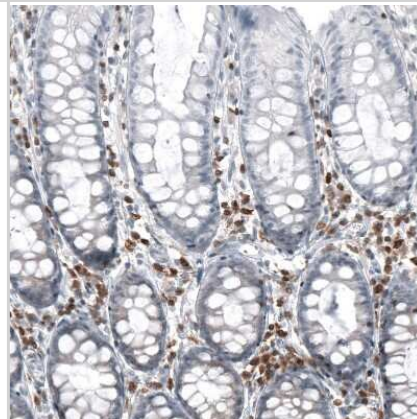
Immunohistochemistry-Paraffin: Bcl-2 Antibody (CL7935) [NBP2-88910]  
 - Staining of human lymph node shows strong cytoplasmic positivity in non-germinal center cells.



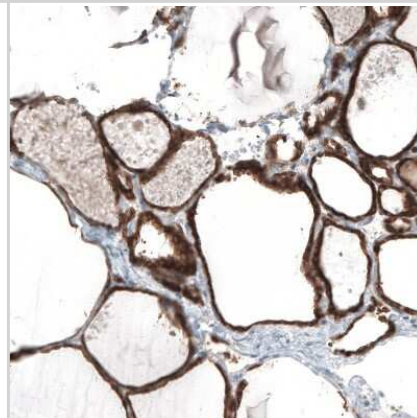
Immunohistochemistry-Paraffin: Bcl-2 Antibody (CL7935) [NBP2-88910]  
- Staining of human placenta shows strong cytoplasmic positivity in trophoblastic cells.



Immunohistochemistry-Paraffin: Bcl-2 Antibody (CL7935) [NBP2-88910]  
- Staining of human rectum shows strong cytoplasmic positivity in lymphoid cells.



Immunohistochemistry-Paraffin: Bcl-2 Antibody (CL7935) [NBP2-88910]  
- Staining of human thyroid gland shows strong positivity in cytoplasm granular in glandular cells.





### **Novus Biologicals USA**

10730 E. Briarwood Avenue  
Centennial, CO 80112  
USA  
Phone: 303.730.1950  
Toll Free: 1.888.506.6887  
Fax: 303.730.1966  
nb-customerservice@bio-techne.com

### **Bio-Techne Canada**

21 Canmotor Ave  
Toronto, ON M8Z 4E6  
Canada  
Phone: 905.827.6400  
Toll Free: 855.668.8722  
Fax: 905.827.6402  
canada.inquires@bio-techne.com

### **Bio-Techne Ltd**

19 Barton Lane  
Abingdon Science Park  
Abingdon, OX14 3NB, United Kingdom  
Phone: (44) (0) 1235 529449  
Free Phone: 0800 37 34 15  
Fax: (44) (0) 1235 533420  
info.EMEA@bio-techne.com

### **General Contact Information**

www.novusbio.com  
Technical Support: nb-technical@bio-techne.com  
Orders: nb-customerservice@bio-techne.com  
General: novus@novusbio.com

### **Products Related to NBP2-88910**

---

NBP2-33376H	Blue Marker Antibody (6F4-F6) [HRP]
HAF007	Goat anti-Mouse IgG Secondary Antibody [HRP]
NB7539	Goat anti-Mouse IgG (H+L) Secondary Antibody [HRP]
NBP1-96778	Mouse IgG2a Isotype Control (M2A)

---

### **Limitations**

This product is for research use only and is not approved for use in humans or in clinical diagnosis. Primary Antibodies are guaranteed for 1 year from date of receipt.

For more information on our 100% guarantee, please visit [www.novusbio.com/guarantee](http://www.novusbio.com/guarantee)

Earn gift cards/discounts by submitting a review: [www.novusbio.com/reviews/submit/NBP2-88910](http://www.novusbio.com/reviews/submit/NBP2-88910)

Earn gift cards/discounts by submitting a publication using this product:  
[www.novusbio.com/publications](http://www.novusbio.com/publications)

