

# Product Datasheet

## TRIM68 Antibody - BSA Free NBP2-88480

Unit Size: 100 ul

Store at 4C short term. Aliquot and store at -20C long term. Avoid freeze-thaw cycles.

[www.novusbio.com](http://www.novusbio.com)



[technical@novusbio.com](mailto:technical@novusbio.com)

Protocols, Publications, Related Products, Reviews, Research Tools and Images at:  
[www.novusbio.com/NBP2-88480](http://www.novusbio.com/NBP2-88480)

Updated 9/9/2025 v.20.1

Earn rewards for product  
reviews and publications.

Submit a publication at [www.novusbio.com/publications](http://www.novusbio.com/publications)

Submit a review at [www.novusbio.com/reviews/destination/NBP2-88480](http://www.novusbio.com/reviews/destination/NBP2-88480)



**NBP2-88480**


TRIM68 Antibody - BSA Free

<b>Product Information</b>	
<b>Unit Size</b>	100 ul
<b>Concentration</b>	0.5 mg/ml
<b>Storage</b>	Store at 4C short term. Aliquot and store at -20C long term. Avoid freeze-thaw cycles.
<b>Clonality</b>	Polyclonal
<b>Preservative</b>	0.09% Sodium Azide
<b>Purity</b>	Affinity purified
<b>Buffer</b>	PBS, 2% Sucrose
<b>Product Description</b>	
<b>Description</b>	Novus Biologicals Rabbit TRIM68 Antibody - BSA Free (NBP2-88480) is a polyclonal antibody validated for use in IHC and WB. All Novus Biologicals antibodies are covered by our 100% guarantee.
<b>Host</b>	Rabbit
<b>Gene ID</b>	55128
<b>Gene Symbol</b>	TRIM68
<b>Species</b>	Human
<b>Immunogen</b>	The immunogen is a synthetic peptide directed towards the middle region of human TRIM68. Peptide sequence: VILRLKRGNEYRAGTDEYPILSLPVPVRRVGFVDYEAHDISFYNVTDCCGS The peptide sequence for this immunogen was taken from within the described region.
<b>Product Application Details</b>	
<b>Applications</b>	Western Blot, Immunohistochemistry-Paraffin, Immunohistochemistry
<b>Recommended Dilutions</b>	Western Blot 1.0 ug/ml, Immunohistochemistry, Immunohistochemistry-Paraffin

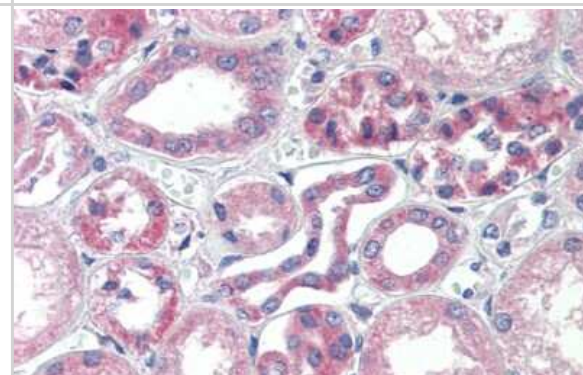


**Images**

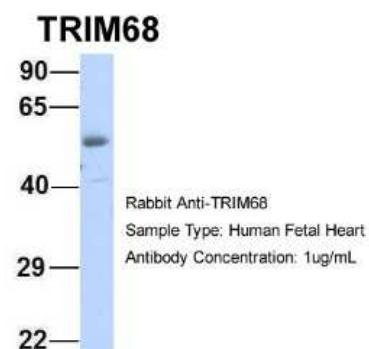
Western Blot: TRIM68 Antibody [NBP2-88480] - WB Suggested Anti-TRIM68 Antibody Titration: 0.2-1 ug/ml. ELISA Titer: 1:1562500. Positive Control: HepG2 cell lysate



Immunohistochemistry: TRIM68 Antibody [NBP2-88480] - Immunohistochemistry with Human kidney lysate tissue at an antibody concentration of 5.0ug/ml using anti-TRIM68 antibody



Western Blot: TRIM68 Antibody [NBP2-88480] - Host: Rabbit. Target Name: TRIM68. Sample Type: Human Fetal Heart. Antibody Dilution: 1.0ug/ml





### **Novus Biologicals USA**

10730 E. Briarwood Avenue  
Centennial, CO 80112  
USA  
Phone: 303.730.1950  
Toll Free: 1.888.506.6887  
Fax: 303.730.1966  
nb-customerservice@bio-techne.com

### **Bio-Techne Canada**

21 Canmotor Ave  
Toronto, ON M8Z 4E6  
Canada  
Phone: 905.827.6400  
Toll Free: 855.668.8722  
Fax: 905.827.6402  
canada.inquires@bio-techne.com

### **Bio-Techne Ltd**

19 Barton Lane  
Abingdon Science Park  
Abingdon, OX14 3NB, United Kingdom  
Phone: (44) (0) 1235 529449  
Free Phone: 0800 37 34 15  
Fax: (44) (0) 1235 533420  
info.EMEA@bio-techne.com

### **General Contact Information**

www.novusbio.com  
Technical Support: nb-technical@bio-techne.com  
Orders: nb-customerservice@bio-techne.com  
General: novus@novusbio.com

### **Products Related to NBP2-88480**

---

NBP2-33376H	Blue Marker Antibody (6F4-F6) [HRP]
HAF008	Goat anti-Rabbit IgG Secondary Antibody [HRP]
NB7160	Goat anti-Rabbit IgG (H+L) Secondary Antibody [HRP]
H00055128-Q01-10ug	Recombinant Human TRIM68 GST (N-Term) Protein

---

### **Limitations**

This product is for research use only and is not approved for use in humans or in clinical diagnosis. Primary Antibodies are guaranteed for 1 year from date of receipt.

For more information on our 100% guarantee, please visit [www.novusbio.com/guarantee](http://www.novusbio.com/guarantee)

Earn gift cards/discounts by submitting a review: [www.novusbio.com/reviews/submit/NBP2-88480](http://www.novusbio.com/reviews/submit/NBP2-88480)

Earn gift cards/discounts by submitting a publication using this product:  
[www.novusbio.com/publications](http://www.novusbio.com/publications)

