

Product Datasheet

Mucolipin 1 Antibody - BSA Free NBP2-87859

Unit Size: 100 ul

Store at 4C short term. Aliquot and store at -20C long term. Avoid freeze-thaw cycles.

www.novusbio.com



technical@novusbio.com

Protocols, Publications, Related Products, Reviews, Research Tools and Images at:
www.novusbio.com/NBP2-87859

Updated 9/9/2025 v.20.1

Earn rewards for product
reviews and publications.

Submit a publication at www.novusbio.com/publications

Submit a review at www.novusbio.com/reviews/destination/NBP2-87859



NBP2-87859

Mucolipin 1 Antibody - BSA Free


Product Information	
Unit Size	100 ul
Concentration	0.5 mg/ml
Storage	Store at 4C short term. Aliquot and store at -20C long term. Avoid freeze-thaw cycles.
Clonality	Polyclonal
Preservative	0.09% Sodium Azide
Purity	Affinity purified
Buffer	PBS, 2% Sucrose

Product Description	
Description	Novus Biologicals Rabbit Mucolipin 1 Antibody - BSA Free (NBP2-87859) is a polyclonal antibody validated for use in WB. All Novus Biologicals antibodies are covered by our 100% guarantee.
Host	Rabbit
Gene ID	57192
Gene Symbol	MCOLN1
Species	Human
Immunogen	The immunogen is a synthetic peptide directed towards the N-terminal region of human Mucolipin 1. Peptide sequence: FRHLFLLGYSDGADDTFAAYTREQLYQAIFHAVDQYLALPDVSLGRYAYV The peptide sequence for this immunogen was taken from within the described region.

Product Application Details	
Applications	Western Blot
Recommended Dilutions	Western Blot 1.0 ug/ml


Images

Western Blot: Mucolipin 1 Antibody [NBP2-87859] - Host: Rabbit. Target Name: MCOLN1. Sample Tissue: Human 786-0 Whole Cell. Antibody Dilution: 1ug/ml




Western Blot: Mucolipin 1 Antibody [NBP2-87859] - Host: Rabbit. Target Name: MCOLN1. Sample Tissue: Human Fetal Lung. Antibody Dilution: 1.0ug/ml


MCOLN1



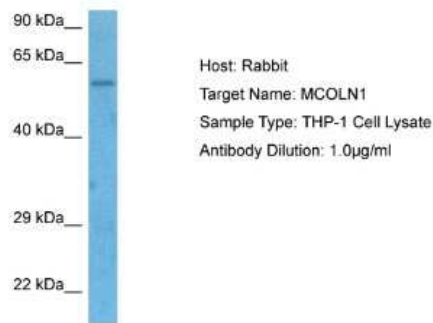
Western Blot: Mucolipin 1 Antibody [NBP2-87859] - Host: Rabbit. Target Name: MCOLN1. Sample Tissue: Human 786-0 Whole Cell. Antibody Dilution: 1ug/ml



Western Blot: Mucolipin 1 Antibody [NBP2-87859] - Host: Rabbit. Target: MCOLN1. Positive control (+): Human Placenta (PL). Negative control (-): Human liver (LI). Antibody concentration: 1ug/ml



Western Blot: Mucolipin 1 Antibody [NBP2-87859] - Host: Rabbit. Target Name: MCOLN1. Sample Tissue: Human THP-1 Whole Cell. Antibody Dilution: 1ug/ml





Novus Biologicals USA

10730 E. Briarwood Avenue
Centennial, CO 80112
USA
Phone: 303.730.1950
Toll Free: 1.888.506.6887
Fax: 303.730.1966
nb-customerservice@bio-techne.com

Bio-Techne Canada

21 Canmotor Ave
Toronto, ON M8Z 4E6
Canada
Phone: 905.827.6400
Toll Free: 855.668.8722
Fax: 905.827.6402
canada.inquires@bio-techne.com

Bio-Techne Ltd

19 Barton Lane
Abingdon Science Park
Abingdon, OX14 3NB, United Kingdom
Phone: (44) (0) 1235 529449
Free Phone: 0800 37 34 15
Fax: (44) (0) 1235 533420
info.EMEA@bio-techne.com

General Contact Information

www.novusbio.com
Technical Support: nb-technical@bio-techne.com
Orders: nb-customerservice@bio-techne.com
General: novus@novusbio.com

Products Related to NBP2-87859

NBP2-33376H	Blue Marker Antibody (6F4-F6) [HRP]
HAF008	Goat anti-Rabbit IgG Secondary Antibody [HRP]
NB7160	Goat anti-Rabbit IgG (H+L) Secondary Antibody [HRP]
NB110-82375PEP	Mucolipin 1 Antibody Blocking Peptide

Limitations

This product is for research use only and is not approved for use in humans or in clinical diagnosis. Primary Antibodies are guaranteed for 1 year from date of receipt.

For more information on our 100% guarantee, please visit www.novusbio.com/guarantee

Earn gift cards/discounts by submitting a review: www.novusbio.com/reviews/submit/NBP2-87859

Earn gift cards/discounts by submitting a publication using this product:
www.novusbio.com/publications

