

Product Datasheet

eIF3X Antibody - BSA Free

NBP2-87345

Unit Size: 100 ul

Store at 4C short term. Aliquot and store at -20C long term. Avoid freeze-thaw cycles.

www.novusbio.com



technical@novusbio.com

Protocols, Publications, Related Products, Reviews, Research Tools and Images at:
www.novusbio.com/NBP2-87345

Updated 9/9/2025 v.20.1

Earn rewards for product
reviews and publications.

Submit a publication at www.novusbio.com/publications

Submit a review at www.novusbio.com/reviews/destination/NBP2-87345



NBP2-87345

eIF3X Antibody - BSA Free

Product Information	
Unit Size	100 ul
Concentration	0.5 mg/ml
Storage	Store at 4C short term. Aliquot and store at -20C long term. Avoid freeze-thaw cycles.
Clonality	Polyclonal
Preservative	0.09% Sodium Azide
Purity	Affinity purified
Buffer	PBS, 2% Sucrose

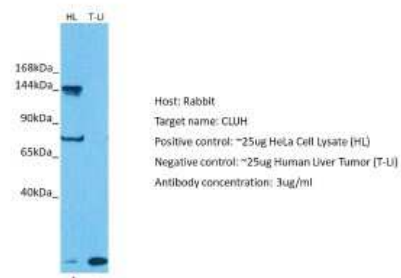
Product Description	
Description	Novus Biologicals Rabbit eIF3X Antibody - BSA Free (NBP2-87345) is a polyclonal antibody validated for use in WB and IP. All Novus Biologicals antibodies are covered by our 100% guarantee.
Host	Rabbit
Gene ID	23277
Gene Symbol	CLUH
Species	Human
Immunogen	The immunogen is a synthetic peptide directed towards the N-terminal region of Human eIF3X. Peptide sequence: SVFTDGDLDGDSGKRKKGLEMDPIDCTPPEYILPGSRERPLCPLQPQNRDW The peptide sequence for this immunogen was taken from within the described region.

Product Application Details	
Applications	Western Blot, Immunoprecipitation
Recommended Dilutions	Western Blot 1.0 ug/ml, Immunoprecipitation




Images

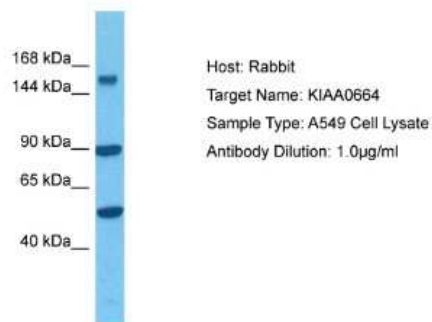
Western Blot: eIF3X Antibody [NBP2-87345] - Host: Rabbit. Target: CLUH. Positive control (+): HeLa Cell Lysate (HL). Negative control (-): Human Liver Tumor (T-LI). Antibody concentration: 3ug/ml



Western Blot: eIF3X Antibody [NBP2-87345] - Host: Rabbit. Target Name: CLUH. Sample Tissue: Human Fetal Liver. Antibody Dilution: 1.0ug/ml



Western Blot: eIF3X Antibody [NBP2-87345] - Host: Rabbit. Target Name: KIAA0664. Sample Tissue: Human A549 Whole Cell. Antibody Dilution: 1ug/ml



Immunoprecipitation: eIF3X Antibody [NBP2-87345] - KIAA0664 was immunoprecipitated from 1 mg HEK293 Whole Cell Lysate with NBP2-87345 with 1:200 dilution. Western blot was performed using NBP2-87345 at 1/1000 dilution.. Lane 1: Control IP in HEK293 Whole Cell Lysate. Lane 2: KIAA0664 IP





Novus Biologicals USA

10730 E. Briarwood Avenue
Centennial, CO 80112
USA
Phone: 303.730.1950
Toll Free: 1.888.506.6887
Fax: 303.730.1966
nb-customerservice@bio-techne.com

Bio-Techne Canada

21 Canmotor Ave
Toronto, ON M8Z 4E6
Canada
Phone: 905.827.6400
Toll Free: 855.668.8722
Fax: 905.827.6402
canada.inquires@bio-techne.com

Bio-Techne Ltd

19 Barton Lane
Abingdon Science Park
Abingdon, OX14 3NB, United Kingdom
Phone: (44) (0) 1235 529449
Free Phone: 0800 37 34 15
Fax: (44) (0) 1235 533420
info.EMEA@bio-techne.com

General Contact Information

www.novusbio.com
Technical Support: nb-technical@bio-techne.com
Orders: nb-customerservice@bio-techne.com
General: novus@novusbio.com

Products Related to NBP2-87345

NBP2-33376H	Blue Marker Antibody (6F4-F6) [HRP]
HAF008	Goat anti-Rabbit IgG Secondary Antibody [HRP]
NB7160	Goat anti-Rabbit IgG (H+L) Secondary Antibody [HRP]
NBP2-54967PEP	eIF3X Recombinant Protein Antigen

Limitations

This product is for research use only and is not approved for use in humans or in clinical diagnosis. Primary Antibodies are guaranteed for 1 year from date of receipt.

For more information on our 100% guarantee, please visit www.novusbio.com/guarantee

Earn gift cards/discounts by submitting a review: www.novusbio.com/reviews/submit/NBP2-87345

Earn gift cards/discounts by submitting a publication using this product:
www.novusbio.com/publications

