

# Product Datasheet

## BTBD1 Antibody - BSA Free NBP2-87087

Unit Size: 100 ul

Store at 4C short term. Aliquot and store at -20C long term. Avoid freeze-thaw cycles.

[www.novusbio.com](http://www.novusbio.com)



[technical@novusbio.com](mailto:technical@novusbio.com)

Protocols, Publications, Related Products, Reviews, Research Tools and Images at:  
[www.novusbio.com/NBP2-87087](http://www.novusbio.com/NBP2-87087)

Updated 9/9/2025 v.20.1

Earn rewards for product  
reviews and publications.

Submit a publication at [www.novusbio.com/publications](http://www.novusbio.com/publications)

Submit a review at [www.novusbio.com/reviews/destination/NBP2-87087](http://www.novusbio.com/reviews/destination/NBP2-87087)



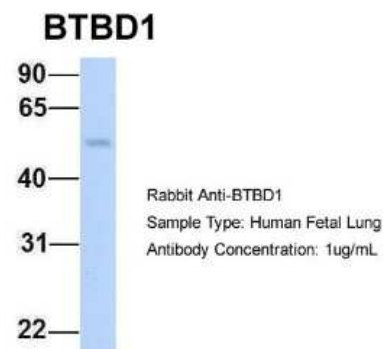
**NBP2-87087**

BTBD1 Antibody - BSA Free

<b>Product Information</b>	
<b>Unit Size</b>	100 ul
<b>Concentration</b>	0.5 mg/ml
<b>Storage</b>	Store at 4C short term. Aliquot and store at -20C long term. Avoid freeze-thaw cycles.
<b>Clonality</b>	Polyclonal
<b>Preservative</b>	0.09% Sodium Azide
<b>Purity</b>	Affinity purified
<b>Buffer</b>	PBS, 2% Sucrose
<b>Product Description</b>	
<b>Description</b>	Novus Biologicals Rabbit BTBD1 Antibody - BSA Free (NBP2-87087) is a polyclonal antibody validated for use in WB. All Novus Biologicals antibodies are covered by our 100% guarantee.
<b>Host</b>	Rabbit
<b>Gene ID</b>	53339
<b>Gene Symbol</b>	BTBD1
<b>Species</b>	Human
<b>Immunogen</b>	The immunogen is a synthetic peptide directed towards the N-terminal region of human BTBD1. Peptide sequence: LPLQREPLYNWQATKASLKERFAFLFNSELLSDVRFVLGKGRGAAAAGGP The peptide sequence for this immunogen was taken from within the described region.
<b>Product Application Details</b>	
<b>Applications</b>	Western Blot
<b>Recommended Dilutions</b>	Western Blot 1.0 ug/ml

**Images**

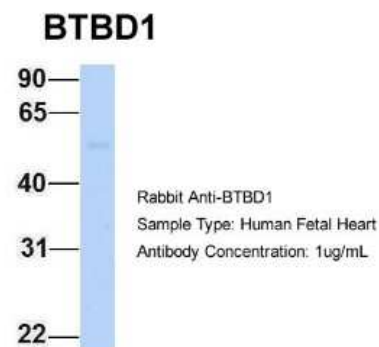
Western Blot: BTBD1 Antibody [NBP2-87087] - Host: Rabbit. Target Name: BTBD1. Sample Type: Human Fetal Lung. Antibody Dilution: 1.0ug/ml




Western Blot: BTBD1 Antibody [NBP2-87087] - WB Suggested Anti-BTBD1 Antibody Titration: 0.2-1 ug/ml. ELISA Titer: 1:312500. Positive Control: 721\_B cell lysate BTBD1 is supported by BioGPS gene expression data to be expressed in 721\_B



Western Blot: BTBD1 Antibody [NBP2-87087] - Host: Rabbit. Target Name: BTBD1. Sample Type: Human Fetal Heart. Antibody Dilution: 1.0ug/ml



Western Blot: BTBD1 Antibody [NBP2-87087] - Host: Rabbit. Target Name: BTBD1. Sample Type: Human Adult Placenta. Antibody Dilution: 1.0ug/ml





### **Novus Biologicals USA**

10730 E. Briarwood Avenue  
Centennial, CO 80112  
USA  
Phone: 303.730.1950  
Toll Free: 1.888.506.6887  
Fax: 303.730.1966  
nb-customerservice@bio-techne.com

### **Bio-Techne Canada**

21 Canmotor Ave  
Toronto, ON M8Z 4E6  
Canada  
Phone: 905.827.6400  
Toll Free: 855.668.8722  
Fax: 905.827.6402  
canada.inquires@bio-techne.com

### **Bio-Techne Ltd**

19 Barton Lane  
Abingdon Science Park  
Abingdon, OX14 3NB, United Kingdom  
Phone: (44) (0) 1235 529449  
Free Phone: 0800 37 34 15  
Fax: (44) (0) 1235 533420  
info.EMEA@bio-techne.com

### **General Contact Information**

www.novusbio.com  
Technical Support: nb-technical@bio-techne.com  
Orders: nb-customerservice@bio-techne.com  
General: novus@novusbio.com

### **Products Related to NBP2-87087**

---

NBP2-33376H	Blue Marker Antibody (6F4-F6) [HRP]
HAF008	Goat anti-Rabbit IgG Secondary Antibody [HRP]
NB7160	Goat anti-Rabbit IgG (H+L) Secondary Antibody [HRP]
NBP2-38109PEP	BTBD1 Recombinant Protein Antigen

---

### **Limitations**

This product is for research use only and is not approved for use in humans or in clinical diagnosis. Primary Antibodies are guaranteed for 1 year from date of receipt.

For more information on our 100% guarantee, please visit [www.novusbio.com/guarantee](http://www.novusbio.com/guarantee)

Earn gift cards/discounts by submitting a review: [www.novusbio.com/reviews/submit/NBP2-87087](http://www.novusbio.com/reviews/submit/NBP2-87087)

Earn gift cards/discounts by submitting a publication using this product:  
[www.novusbio.com/publications](http://www.novusbio.com/publications)

