

# Product Datasheet

## UQCRQ Antibody - BSA Free

### NBP2-86043-0.1ml

Unit Size: 0.1 ml

Store at 4C short term. Aliquot and store at -20C long term. Avoid freeze-thaw cycles.

[www.novusbio.com](http://www.novusbio.com)



[technical@novusbio.com](mailto:technical@novusbio.com)

Protocols, Publications, Related Products, Reviews, Research Tools and Images at:  
[www.novusbio.com/NBP2-86043](http://www.novusbio.com/NBP2-86043)

Updated 9/9/2025 v.20.1

Earn rewards for product  
reviews and publications.

Submit a publication at [www.novusbio.com/publications](http://www.novusbio.com/publications)

Submit a review at [www.novusbio.com/reviews/destination/NBP2-86043](http://www.novusbio.com/reviews/destination/NBP2-86043)



**NBP2-86043-0.1ml**

UQCRQ Antibody - BSA Free

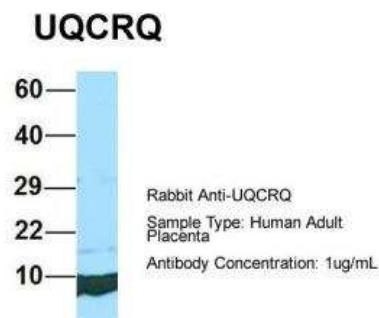
Product Information	
Unit Size	0.1 ml
Concentration	0.5 mg/ml
Storage	Store at 4C short term. Aliquot and store at -20C long term. Avoid freeze-thaw cycles.
Clonality	Polyclonal
Preservative	0.09% Sodium Azide
Purity	Affinity purified
Buffer	PBS, 2% Sucrose

Product Description	
Description	Novus Biologicals Rabbit UQCRQ Antibody - BSA Free (NBP2-86043) is a polyclonal antibody validated for use in WB and IP. All Novus Biologicals antibodies are covered by our 100% guarantee.
Host	Rabbit
Gene ID	27089
Gene Symbol	UQCRQ
Species	Human
Immunogen	The immunogen is a synthetic peptide directed towards the middle region of Human UQCRQ. Peptide sequence: KGIPNVLRRIRESFFRVVPQFVVFYLIYTWGTEEFERSKRKNPAAAYENDK The peptide sequence for this immunogen was taken from within the described region.

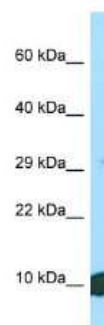
Product Application Details	
Applications	Western Blot, Immunoprecipitation
Recommended Dilutions	Western Blot 1.0 ug/ml, Immunoprecipitation

**Images**

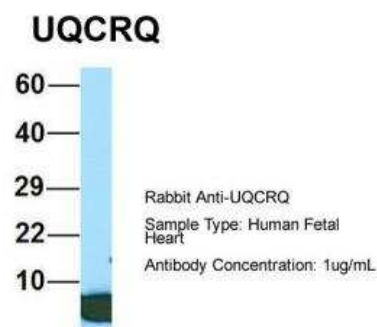
Western Blot: UQCRQ Antibody [NBP2-86043] - Host: Rabbit. Target Name: UQCRQ. Sample Type: Human Adult Placenta. Antibody Dilution: 1.0ug/ml



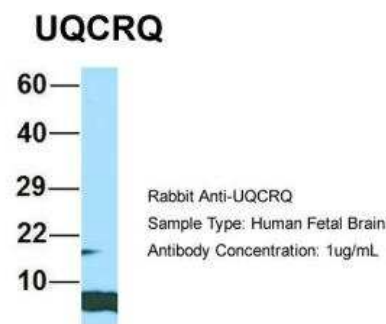
Western Blot: UQCRQ Antibody [NBP2-86043] - WB Suggested Anti-UQCRQ Antibody. Titration: 1.0 ug/ml. Positive Control: Fetal Liver




Western Blot: UQCRQ Antibody [NBP2-86043] - Host: Rabbit. Target Name: UQCRQ. Sample Type: Human Fetal Heart. Antibody Dilution: 1.0ug/ml



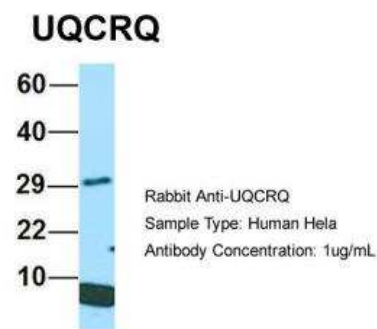
Western Blot: UQCRQ Antibody [NBP2-86043] - Host: Rabbit. Target Name: UQCRQ. Sample Type: Human Fetal Brain. Antibody Dilution: 1.0ug/ml



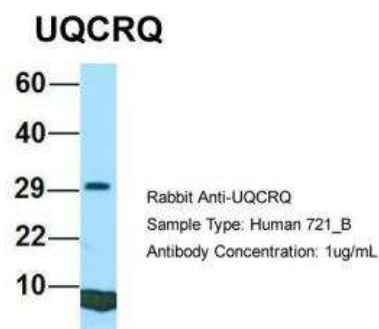
Western Blot: UQCRQ Antibody [NBP2-86043] - Host: Rabbit. Target Name: UQCRQ. Sample Type: Human Fetal Kidney. Antibody Dilution: 1.0ug/ml



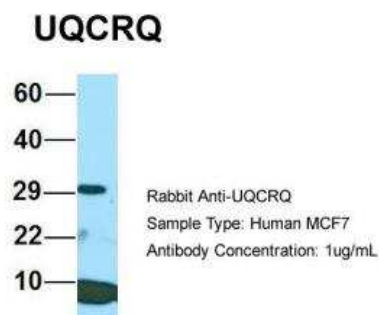
Western Blot: UQCRQ Antibody [NBP2-86043] - Host: Rabbit. Target Name: UQCRQ. Sample Type: Human HeLa. Antibody Dilution: 1.0ug/ml. UQCRQ is supported by BioGPS gene expression data to be expressed in HeLa



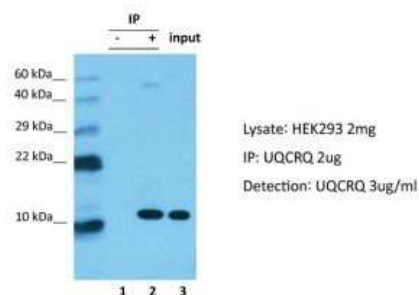
Western Blot: UQCRQ Antibody [NBP2-86043] - Host: Rabbit. Target Name: UQCRQ. Sample Type: Human 721\_B. Antibody Dilution: 1.0ug/ml. UQCRQ is supported by BioGPS gene expression data to be expressed in 721\_B



Western Blot: UQCRQ Antibody [NBP2-86043] - Host: Rabbit. Target Name: UQCRQ. Sample Type: Human MCF7. Antibody Dilution: 1.0ug/ml. UQCRQ is supported by BioGPS gene expression data to be expressed in MCF7



Immunoprecipitation: UQCRQ Antibody [NBP2-86043] - UQCRQ was immunoprecipitated from 2 mg HEK293 Whole Cell Lysate with with 1:200 dilution. Western blot was performed using NBP2-86043 at 1/1000 dilution. Lane 1: Control IP in HEK293 Whole Cell Lysate. Lane 2: UQCRQ IP in HEK293 Whole Cell Lysate. Lane 3: Input of HEK293 Whole Cell Lysate.





### **Novus Biologicals USA**

10730 E. Briarwood Avenue  
Centennial, CO 80112  
USA  
Phone: 303.730.1950  
Toll Free: 1.888.506.6887  
Fax: 303.730.1966  
nb-customerservice@bio-techne.com

### **Bio-Techne Canada**

21 Canmotor Ave  
Toronto, ON M8Z 4E6  
Canada  
Phone: 905.827.6400  
Toll Free: 855.668.8722  
Fax: 905.827.6402  
canada.inquires@bio-techne.com

### **Bio-Techne Ltd**

19 Barton Lane  
Abingdon Science Park  
Abingdon, OX14 3NB, United Kingdom  
Phone: (44) (0) 1235 529449  
Free Phone: 0800 37 34 15  
Fax: (44) (0) 1235 533420  
info.EMEA@bio-techne.com

### **General Contact Information**

www.novusbio.com  
Technical Support: nb-technical@bio-techne.com  
Orders: nb-customerservice@bio-techne.com  
General: novus@novusbio.com

### **Products Related to NBP2-86043-0.1ml**

---

NBP2-33376H	Blue Marker Antibody (6F4-F6) [HRP]
HAF008	Goat anti-Rabbit IgG Secondary Antibody [HRP]
NB7160	Goat anti-Rabbit IgG (H+L) Secondary Antibody [HRP]
NBP2-22918	Recombinant Human UQCRQ His Protein

---

### **Limitations**

This product is for research use only and is not approved for use in humans or in clinical diagnosis. Primary Antibodies are guaranteed for 1 year from date of receipt.

For more information on our 100% guarantee, please visit [www.novusbio.com/guarantee](http://www.novusbio.com/guarantee)

Earn gift cards/discounts by submitting a review: [www.novusbio.com/reviews/submit/NBP2-86043](http://www.novusbio.com/reviews/submit/NBP2-86043)

Earn gift cards/discounts by submitting a publication using this product:  
[www.novusbio.com/publications](http://www.novusbio.com/publications)

