

Product Datasheet

SLC26A3 Antibody - BSA Free NBP2-85745-0.1ml

Unit Size: 0.1ml

Store at 4C short term. Aliquot and store at -20C long term. Avoid freeze-thaw cycles.

www.novusbio.com



technical@novusbio.com

Protocols, Publications, Related Products, Reviews, Research Tools and Images at:
www.novusbio.com/NBP2-85745

Updated 9/9/2025 v.20.1

Earn rewards for product
reviews and publications.

Submit a publication at www.novusbio.com/publications

Submit a review at www.novusbio.com/reviews/destination/NBP2-85745



NBP2-85745-0.1ml

SLC26A3 Antibody - BSA Free

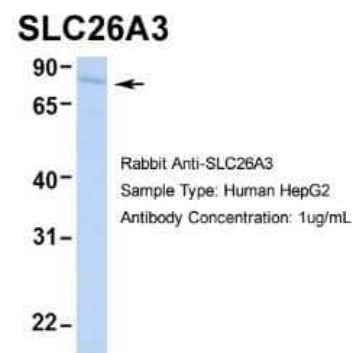
Product Information	
Unit Size	0.1ml
Concentration	0.5 mg/ml
Storage	Store at 4C short term. Aliquot and store at -20C long term. Avoid freeze-thaw cycles.
Clonality	Polyclonal
Preservative	0.09% Sodium Azide
Purity	Affinity purified
Buffer	PBS, 2% Sucrose

Product Description	
Description	Novus Biologicals Rabbit SLC26A3 Antibody - BSA Free (NBP2-85745) is a polyclonal antibody validated for use in IHC and WB. All Novus Biologicals antibodies are covered by our 100% guarantee.
Host	Rabbit
Gene ID	1811
Gene Symbol	SLC26A3
Species	Human
Immunogen	The immunogen is a synthetic peptide directed towards the middle region of human SLC26A3. Peptide sequence: DAVLHILMKKDYSTSKFNPSQEKGKIDFTINTNGGLRNRVYEVVETKF The peptide sequence for this immunogen was taken from within the described region.

Product Application Details	
Applications	Western Blot, Immunohistochemistry-Paraffin, Immunohistochemistry
Recommended Dilutions	Western Blot 1.0 ug/ml, Immunohistochemistry, Immunohistochemistry-Paraffin

Images

Western Blot: SLC26A3 Antibody [NBP2-85745] - Host: Rabbit. Target Name: SLC26A3. Sample Type: HepG2. Antibody Dilution: 1.0ug/ml SLC26A3 is supported by BioGPS gene expression data to be expressed in HepG2



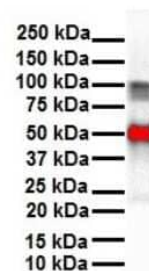
Immunohistochemistry-Paraffin: SLC26A3 Antibody [NBP2-85745] - Rabbit Anti-SLC26A3 Antibody. Formalin Fixed Paraffin Embedded Tissue: Human Adult heart. Observed Staining: Membrane. Primary Antibody Concentration: 1:100. Secondary Antibody: Donkey anti-Rabbit-Cy2/3. Secondary Antibody Concentration: 1:200. Magnification: 20X.



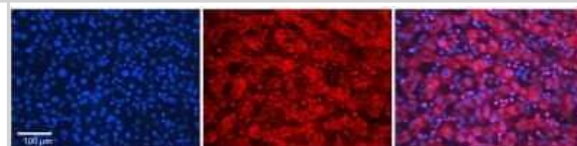
Western Blot: SLC26A3 Antibody [NBP2-85745] - WB Suggested Anti-SLC26A3 Antibody Titration: 0.2-1 ug/ml. ELISA Titer: 1:312500. Positive Control: Human Placenta



Western Blot: SLC26A3 Antibody [NBP2-85745] - WB Suggested Anti-SLC26A3 antibody Titration: 1 ug/mL. Sample Type: Human heart



Immunohistochemistry-Paraffin: SLC26A3 Antibody [NBP2-85745] - Rabbit Anti-SLC26A3 Antibody. Formalin Fixed Paraffin Embedded Tissue: Human Adult liver. Observed Staining: Cytoplasmic,Nuclear. Primary Antibody Concentration: 1:600. Secondary Antibody: Donkey anti-Rabbit-Cy2/3. Secondary Antibody Concentration: 1:200. Magnification: 20X.





Novus Biologicals USA

10730 E. Briarwood Avenue
Centennial, CO 80112
USA
Phone: 303.730.1950
Toll Free: 1.888.506.6887
Fax: 303.730.1966
nb-customerservice@bio-techne.com

Bio-Techne Canada

21 Canmotor Ave
Toronto, ON M8Z 4E6
Canada
Phone: 905.827.6400
Toll Free: 855.668.8722
Fax: 905.827.6402
canada.inquires@bio-techne.com

Bio-Techne Ltd

19 Barton Lane
Abingdon Science Park
Abingdon, OX14 3NB, United Kingdom
Phone: (44) (0) 1235 529449
Free Phone: 0800 37 34 15
Fax: (44) (0) 1235 533420
info.EMEA@bio-techne.com

General Contact Information

www.novusbio.com
Technical Support: nb-technical@bio-techne.com
Orders: nb-customerservice@bio-techne.com
General: novus@novusbio.com

Products Related to NBP2-85745-0.1ml

NBP2-33376H	Blue Marker Antibody (6F4-F6) [HRP]
HAF008	Goat anti-Rabbit IgG Secondary Antibody [HRP]
NB7160	Goat anti-Rabbit IgG (H+L) Secondary Antibody [HRP]
H00001811-P01-2ug	Recombinant Human SLC26A3 GST (N-Term) Protein

Limitations

This product is for research use only and is not approved for use in humans or in clinical diagnosis. Primary Antibodies are guaranteed for 1 year from date of receipt.

For more information on our 100% guarantee, please visit www.novusbio.com/guarantee

Earn gift cards/discounts by submitting a review: www.novusbio.com/reviews/submit/NBP2-85745

Earn gift cards/discounts by submitting a publication using this product:
www.novusbio.com/publications

