

# Product Datasheet

## RPS12 Antibody - BSA Free

### NBP2-85667-0.1ml

Unit Size: 0.1ml

Store at 4C short term. Aliquot and store at -20C long term. Avoid freeze-thaw cycles.

[www.novusbio.com](http://www.novusbio.com)



[technical@novusbio.com](mailto:technical@novusbio.com)

Protocols, Publications, Related Products, Reviews, Research Tools and Images at:  
[www.novusbio.com/NBP2-85667](http://www.novusbio.com/NBP2-85667)

Updated 9/9/2025 v.20.1

Earn rewards for product reviews and publications.

Submit a publication at [www.novusbio.com/publications](http://www.novusbio.com/publications)

Submit a review at [www.novusbio.com/reviews/destination/NBP2-85667](http://www.novusbio.com/reviews/destination/NBP2-85667)



**NBP2-85667-0.1ml**

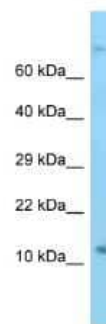
RPS12 Antibody - BSA Free

<b>Product Information</b>	
<b>Unit Size</b>	0.1ml
<b>Concentration</b>	0.5 mg/ml
<b>Storage</b>	Store at 4C short term. Aliquot and store at -20C long term. Avoid freeze-thaw cycles.
<b>Clonality</b>	Polyclonal
<b>Preservative</b>	0.09% Sodium Azide
<b>Purity</b>	Affinity purified
<b>Buffer</b>	PBS, 2% Sucrose
<b>Product Description</b>	
<b>Description</b>	Novus Biologicals Rabbit RPS12 Antibody - BSA Free (NBP2-85667) is a polyclonal antibody validated for use in IHC and WB. All Novus Biologicals antibodies are covered by our 100% guarantee.
<b>Host</b>	Rabbit
<b>Gene ID</b>	6206
<b>Gene Symbol</b>	RPS12
<b>Species</b>	Human, Mouse
<b>Immunogen</b>	The immunogen is a synthetic peptide directed towards the C-terminal region of RPS12. Peptide sequence: NKKLGWVGLCKIDREGKPRKVVGCSCVVVKDYGKESQAKDVIEEYFKCK The peptide sequence for this immunogen was taken from within the described region.
<b>Product Application Details</b>	
<b>Applications</b>	Western Blot, Immunohistochemistry-Paraffin, Immunohistochemistry
<b>Recommended Dilutions</b>	Western Blot 1.0 ug/ml, Immunohistochemistry, Immunohistochemistry-Paraffin

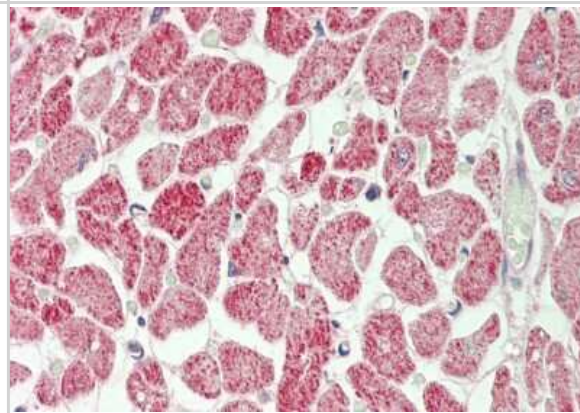


## Images

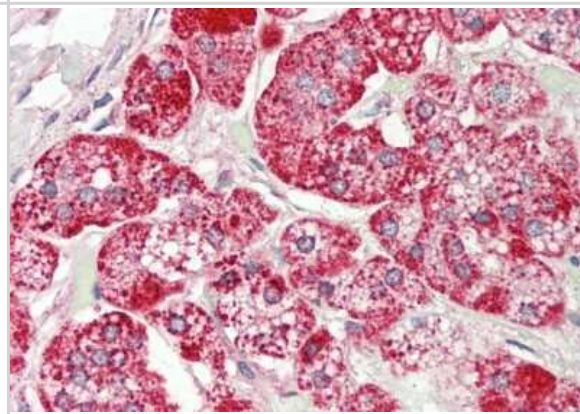
Western Blot: RPS12 Antibody [NBP2-85667] - WB Suggested Anti-Rps12 Antibody. Titration: 1.0 ug/ml. Positive Control: Mouse Pancreas



Immunohistochemistry-Paraffin: RPS12 Antibody [NBP2-85667] - Rabbit Anti-Rps12 antibody. Formalin Fixed Paraffin Embedded Tissue: Human Heart. Primary antibody Concentration: 1:100. Secondary Antibody: Donkey anti-Rabbit-Cy3. Secondary Antibody Concentration: 1:200. Magnification: 20x. Exposure Time: 0.5-2.0sec



Immunohistochemistry-Paraffin: RPS12 Antibody [NBP2-85667] - Rabbit Anti-Rps12 antibody. Formalin Fixed Paraffin Embedded Tissue: Human Adrenal. Primary antibody Concentration: 1:100. Secondary Antibody: Donkey anti-Rabbit-Cy3. Secondary Antibody Concentration: 1:200. Magnification: 20x. Exposure Time: 0.5-2.0sec





### **Novus Biologicals USA**

10730 E. Briarwood Avenue  
Centennial, CO 80112  
USA  
Phone: 303.730.1950  
Toll Free: 1.888.506.6887  
Fax: 303.730.1966  
nb-customerservice@bio-techne.com

### **Bio-Techne Canada**

21 Canmotor Ave  
Toronto, ON M8Z 4E6  
Canada  
Phone: 905.827.6400  
Toll Free: 855.668.8722  
Fax: 905.827.6402  
canada.inquires@bio-techne.com

### **Bio-Techne Ltd**

19 Barton Lane  
Abingdon Science Park  
Abingdon, OX14 3NB, United Kingdom  
Phone: (44) (0) 1235 529449  
Free Phone: 0800 37 34 15  
Fax: (44) (0) 1235 533420  
info.EMEA@bio-techne.com

### **General Contact Information**

www.novusbio.com  
Technical Support: nb-technical@bio-techne.com  
Orders: nb-customerservice@bio-techne.com  
General: novus@novusbio.com

### **Products Related to NBP2-85667-0.1ml**

---

NBP2-33376H	Blue Marker Antibody (6F4-F6) [HRP]
HAF008	Goat anti-Rabbit IgG Secondary Antibody [HRP]
NB7160	Goat anti-Rabbit IgG (H+L) Secondary Antibody [HRP]
NBP2-23428	Recombinant Human RPS12 His Protein

---

### **Limitations**

This product is for research use only and is not approved for use in humans or in clinical diagnosis. Primary Antibodies are guaranteed for 1 year from date of receipt.

For more information on our 100% guarantee, please visit [www.novusbio.com/guarantee](http://www.novusbio.com/guarantee)

Earn gift cards/discounts by submitting a review: [www.novusbio.com/reviews/submit/NBP2-85667](http://www.novusbio.com/reviews/submit/NBP2-85667)

Earn gift cards/discounts by submitting a publication using this product:  
[www.novusbio.com/publications](http://www.novusbio.com/publications)

