

Product Datasheet

LEMD3 Antibody - BSA Free

NBP2-82104

Unit Size: 0.1 mg

Store at 4C.

www.novusbio.com



technical@novusbio.com

Protocols, Publications, Related Products, Reviews, Research Tools and Images at:
www.novusbio.com/NBP2-82104

Updated 10/23/2025 v.20.1

Earn rewards for product
reviews and publications.

Submit a publication at www.novusbio.com/publications

Submit a review at www.novusbio.com/reviews/destination/NBP2-82104



NBP2-82104

LEMD3 Antibody - BSA Free

| Product Information | |
|---------------------|---------------------------|
| Unit Size | 0.1 mg |
| Concentration | 1 mg/ml |
| Storage | Store at 4C. |
| Clonality | Polyclonal |
| Preservative | 0.02% Sodium Azide |
| Isotype | IgG |
| Purity | Peptide affinity purified |
| Buffer | PBS |

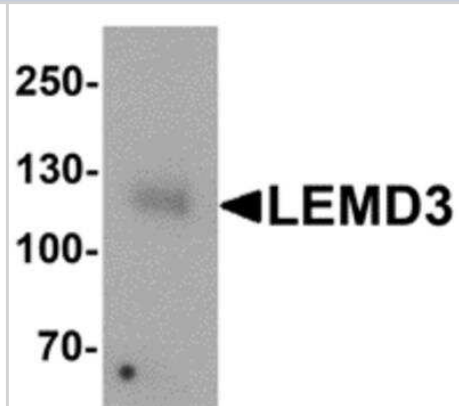
| Product Description | |
|-------------------------|---|
| Description | Novus Biologicals Rabbit LEMD3 Antibody - BSA Free (NBP2-82104) is a polyclonal antibody validated for use in IHC, WB, ELISA and ICC/IF. All Novus Biologicals antibodies are covered by our 100% guarantee. |
| Host | Rabbit |
| Gene ID | 23592 |
| Gene Symbol | LEMD3 |
| Species | Human, Mouse |
| Specificity/Sensitivity | At least three isoforms of LEMD3 are known to exist; this antibody will detect all isoforms. LEMD3 antibody is predicted to not cross-react with LEMD1 and LEMD2 |
| Immunogen | LEMD3 antibody was raised against an 18 amino acid synthetic peptide near the carboxy terminus of human LEMD3. The immunogen is located within the last 50 amino acids of LEMD3. Amino Acid Sequence: CNTPLKPSNKHMNSMSHLR |

| Product Application Details | |
|-----------------------------|---|
| Applications | Western Blot, Immunohistochemistry-Paraffin, ELISA, Immunocytochemistry/Immunofluorescence, Immunohistochemistry |
| Recommended Dilutions | Western Blot 1 ug/ml, ELISA, Immunohistochemistry 2.5 ug/ml, Immunocytochemistry/ Immunofluorescence 5 ug/ml, Immunohistochemistry-Paraffin |

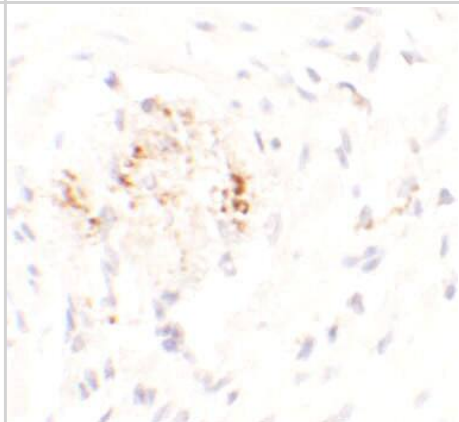


Images

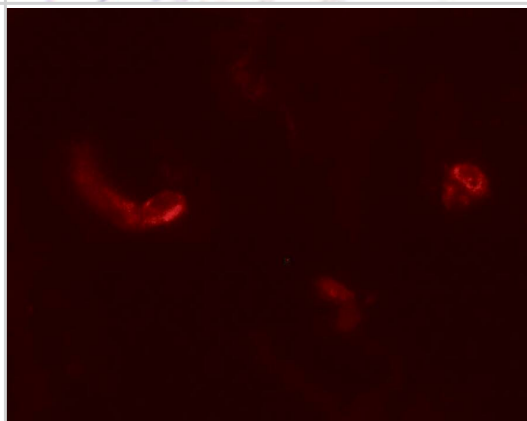
Western Blot: LEMD3 Antibody [NBP2-82104] - Analysis of LEMD3 in human colon tissue lysate with LEMD3 antibody at 1 ug/ml.



Immunohistochemistry: LEMD3 Antibody - BSA Free [NBP2-82104] - Immunohistochemistry of LEMD3 in human colon tissue with LEMD3 antibody at 2.5 ug/mL.



Immunocytochemistry/ Immunofluorescence: LEMD3 Antibody - BSA Free [NBP2-82104] - Immunofluorescence of LEMD3 in human colon tissue with LEMD3 antibody at 5 ug/mL.





Novus Biologicals USA

10730 E. Briarwood Avenue
Centennial, CO 80112
USA
Phone: 303.730.1950
Toll Free: 1.888.506.6887
Fax: 303.730.1966
nb-customerservice@bio-techne.com

Bio-Techne Canada

21 Canmotor Ave
Toronto, ON M8Z 4E6
Canada
Phone: 905.827.6400
Toll Free: 855.668.8722
Fax: 905.827.6402
canada.inquires@bio-techne.com

Bio-Techne Ltd

19 Barton Lane
Abingdon Science Park
Abingdon, OX14 3NB, United Kingdom
Phone: (44) (0) 1235 529449
Free Phone: 0800 37 34 15
Fax: (44) (0) 1235 533420
info.EMEA@bio-techne.com

General Contact Information

www.novusbio.com
Technical Support: nb-technical@bio-techne.com
Orders: nb-customerservice@bio-techne.com
General: novus@novusbio.com

Products Related to NBP2-82104

| | |
|-------------|---|
| NBP2-33376H | Blue Marker Antibody (6F4-F6) [HRP] |
| HAF008 | Goat anti-Rabbit IgG Secondary Antibody [HRP] |
| NB7160 | Goat anti-Rabbit IgG (H+L) Secondary Antibody [HRP] |
| NBP2-24891 | Rabbit IgG Isotype Control |

Limitations

This product is for research use only and is not approved for use in humans or in clinical diagnosis. Primary Antibodies are guaranteed for 1 year from date of receipt.

For more information on our 100% guarantee, please visit www.novusbio.com/guarantee

Earn gift cards/discounts by submitting a review: www.novusbio.com/reviews/submit/NBP2-82104

Earn gift cards/discounts by submitting a publication using this product:
www.novusbio.com/publications

