

Product Datasheet

KIR2DS2 Antibody - BSA Free NBP2-82102

Unit Size: 0.1 mg

Store at 4C.

www.novusbio.com



technical@novusbio.com

Protocols, Publications, Related Products, Reviews, Research Tools and Images at:
www.novusbio.com/NBP2-82102

Updated 9/9/2025 v.20.1

Earn rewards for product
reviews and publications.

Submit a publication at www.novusbio.com/publications

Submit a review at www.novusbio.com/reviews/destination/NBP2-82102



NBP2-82102

KIR2DS2 Antibody - BSA Free

Product Information	
Unit Size	0.1 mg
Concentration	1 mg/ml
Storage	Store at 4C.
Clonality	Polyclonal
Preservative	0.02% Sodium Azide
Isotype	IgG
Purity	Peptide affinity purified
Buffer	PBS
Target Molecular Weight	34, 42 kDa

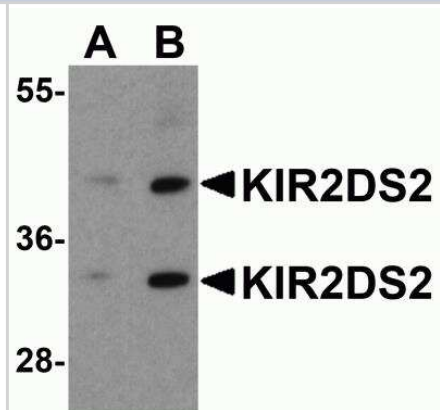
Product Description	
Description	Novus Biologicals Rabbit KIR2DS2 Antibody - BSA Free (NBP2-82102) is a polyclonal antibody validated for use in WB, ELISA and ICC/IF. All Novus Biologicals antibodies are covered by our 100% guarantee.
Host	Rabbit
Gene ID	100132285
Gene Symbol	KIR2DS2
Species	Human
Specificity/Sensitivity	KIR2DS2 antibody is human specific. Multiple isoforms are known to exist.
Immunogen	KIR2DS2 antibody was raised against an 18 amino acid peptide near the carboxy terminus of human KIR2DS2. The immunogen is located within the last 50 amino acids of KIR2DS2. Amino Acid Sequence: EPAGNRTVNSEDSDEQDH

Product Application Details	
Applications	Western Blot, ELISA, Immunocytochemistry/ Immunofluorescence
Recommended Dilutions	Western Blot 1-2 ug/ml, ELISA, Immunocytochemistry/ Immunofluorescence 20 ug/ml

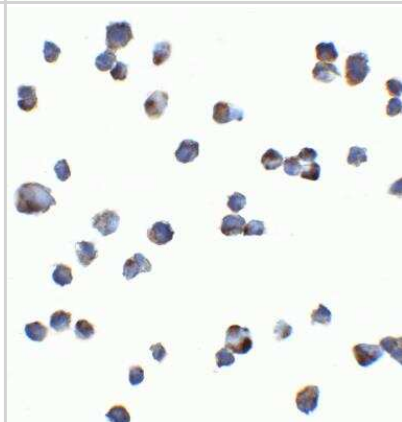


Images

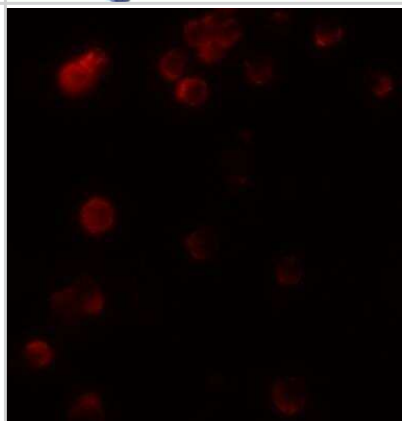
Western Blot: KIR2DS2 Antibody [NBP2-82102] - Western blot analysis of KIR2DS2 in 293 cell lysate with KIR2DS2 antibody at (A) 1 and (B) 2 ug/ml.



Immunocytochemistry/Immunofluorescence: KIR2DS2 Antibody [NBP2-82102] - Immunocytochemistry of KIR2DS2 in Hek293 cells with KIR2DS2 antibody at 5 ug/mL.

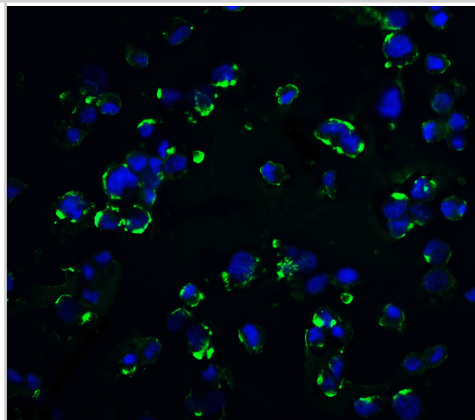


Immunocytochemistry/Immunofluorescence: KIR2DS2 Antibody [NBP2-82102] - Immunofluorescence of KIR2DS2 in 293 cells with KIR2DS2 antibody at 20 ug/ml.



Immunocytochemistry/ Immunofluorescence: KIR2DS2 Antibody - BSA Free [NBP2-82102] - Immunofluorescence of KIR2DS2 in Hek293 cells with KIR2DS2 antibody at 20 ug/mL.

Green: KIR2DS2 Antibody
Blue: DAPI staining





Novus Biologicals USA

10730 E. Briarwood Avenue
Centennial, CO 80112
USA
Phone: 303.730.1950
Toll Free: 1.888.506.6887
Fax: 303.730.1966
nb-customerservice@bio-techne.com

Bio-Techne Canada

21 Canmotor Ave
Toronto, ON M8Z 4E6
Canada
Phone: 905.827.6400
Toll Free: 855.668.8722
Fax: 905.827.6402
canada.inquires@bio-techne.com

Bio-Techne Ltd

19 Barton Lane
Abingdon Science Park
Abingdon, OX14 3NB, United Kingdom
Phone: (44) (0) 1235 529449
Free Phone: 0800 37 34 15
Fax: (44) (0) 1235 533420
info.EMEA@bio-techne.com

General Contact Information

www.novusbio.com
Technical Support: nb-technical@bio-techne.com
Orders: nb-customerservice@bio-techne.com
General: novus@novusbio.com

Products Related to NBP2-82102

NBP2-33376H	Blue Marker Antibody (6F4-F6) [HRP]
HAF008	Goat anti-Rabbit IgG Secondary Antibody [HRP]
NB7160	Goat anti-Rabbit IgG (H+L) Secondary Antibody [HRP]
NBP2-24891	Rabbit IgG Isotype Control

Limitations

This product is for research use only and is not approved for use in humans or in clinical diagnosis. Primary Antibodies are guaranteed for 1 year from date of receipt.

For more information on our 100% guarantee, please visit www.novusbio.com/guarantee

Earn gift cards/discounts by submitting a review: www.novusbio.com/reviews/submit/NBP2-82102

Earn gift cards/discounts by submitting a publication using this product:
www.novusbio.com/publications

