

# Product Datasheet

## CRBN Antibody - BSA Free

### NBP2-82079

Unit Size: 0.1 mg

Store at 4C.

[www.novusbio.com](http://www.novusbio.com)



[technical@novusbio.com](mailto:technical@novusbio.com)

Protocols, Publications, Related Products, Reviews, Research Tools and Images at:  
[www.novusbio.com/NBP2-82079](http://www.novusbio.com/NBP2-82079)

Updated 3/4/2026 v.20.1

Earn rewards for product  
reviews and publications.

Submit a publication at [www.novusbio.com/publications](http://www.novusbio.com/publications)

Submit a review at [www.novusbio.com/reviews/destination/NBP2-82079](http://www.novusbio.com/reviews/destination/NBP2-82079)



**NBP2-82079**

CRBN Antibody - BSA Free

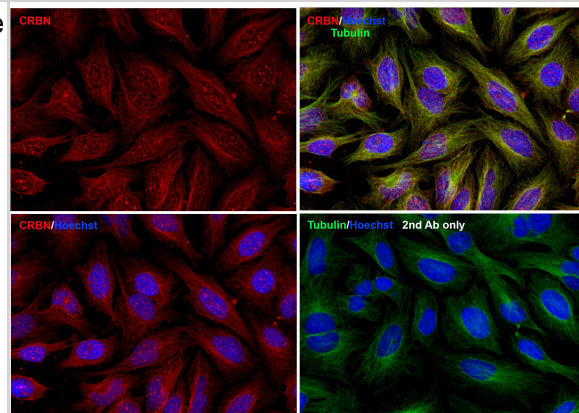
Product Information	
Unit Size	0.1 mg
Concentration	1 mg/ml
Storage	Store at 4C.
Clonality	Polyclonal
Preservative	0.02% Sodium Azide
Isotype	IgG
Purity	Peptide affinity purified
Buffer	PBS
Target Molecular Weight	54 kDa

Product Description	
Host	Rabbit
Gene ID	51185
Gene Symbol	CRBN
Species	Human, Mouse, Rat
Specificity/Sensitivity	At least two isoforms of CRBN are known to exist; this antibody will detect both isoforms.
Immunogen	CRBN antibody was raised against a 16 amino acid peptide near the carboxy terminus of human CRBN. The immunogen is located within the last 50 amino acids of CRBN. Amino Acid Squence: PTIPDTEDEISPDKVI

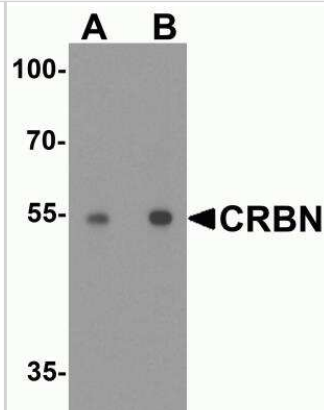
Product Application Details	
Applications	Western Blot, Immunohistochemistry-Paraffin, ELISA, Immunocytochemistry/Immunofluorescence, Immunohistochemistry
Recommended Dilutions	Western Blot 1-2 ug/ml, ELISA, Immunohistochemistry 5 ug/ml, Immunocytochemistry/ Immunofluorescence 20 ug/ml, Immunohistochemistry-Paraffin

**Images**

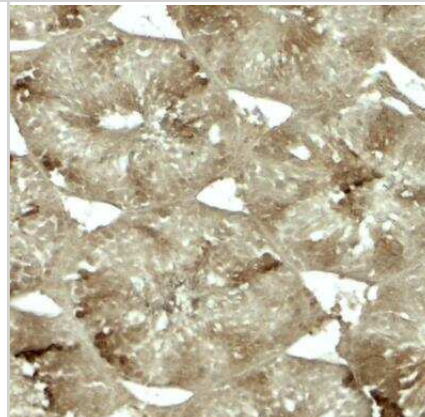
Immunocytochemistry/ Immunofluorescence: CRBN Antibody - BSA Free [NBP2-82079] - Validation of CRBN in HeLa Cells. Immunofluorescent analysis of methanol-fixed HeLa cells labeling CRBN with at 10 ug/mL, followed by goat anti-rabbit IgG secondary antibody at 1/1000 dilution (red) and Hoechst staining (blue). Alpha tubulin was stained with anti-alpha tubulin antibody following by goat anti-mouse IgG secondary antibody (green). Images were captured with confocal microscopy.



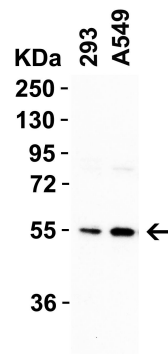
Western Blot: CRBN Antibody [NBP2-82079] - Analysis of CRBN in human testis tissue lysate with CRBN antibody at (A) 0.5 and (B) 1 ug/ml.



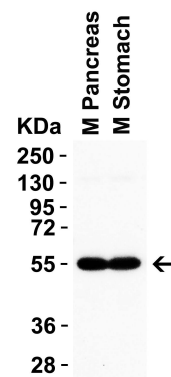
Immunohistochemistry: CRBN Antibody [NBP2-82079] - Immunohistochemistry of CRBN in rat testis tissue with CRBN antibody at 5 ug/mL.



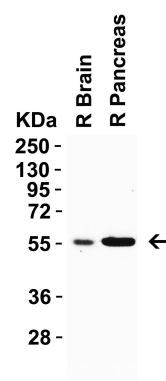
Western Blot: CRBN Antibody - BSA Free [NBP2-82079] - Validation in Human Cells. Loading: 15 ug of cell lysate Antibodies: CRBN, 1 ug/mL, 1h incubation at RT in 5% NFDN/TBST. Secondary: Goat anti-rabbit IgG HRP conjugate at 1:10000 dilution.



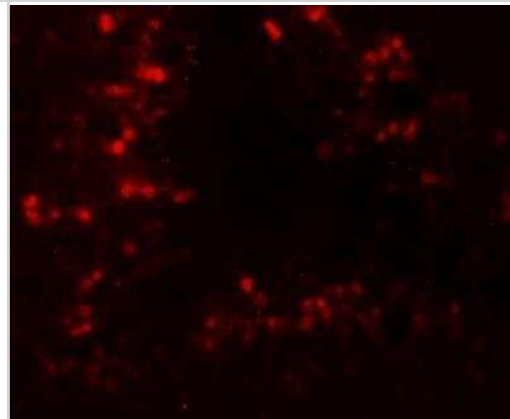
Western Blot: CRBN Antibody - BSA Free [NBP2-82079] - Validation in Mouse Tissues. Loading: 15 ug of mouse tissue lysate Antibodies: CRBN, 0.5 ug/mL, 1h incubation at RT in 5% NFDN/TBST. Secondary: Goat anti-rabbit IgG HRP conjugate at 1:10000 dilution.



Western Blot: CRBN Antibody - BSA Free [NBP2-82079] - Validation in Rat Tissues. Loading: 15 ug of rat tissue lysate Antibodies: CRBN, 0.5 ug/mL , 1h incubation at RT in 5% NFDN/TBST. Secondary: Goat anti-rabbit IgG HRP conjugate at 1:10000 dilution.



Immunocytochemistry/Immunofluorescence: CRBN Antibody [NBP2-82079] - Immunofluorescence of CRBN in rat testis tissue with CRBN antibody at 20 ug/mL.





### **Novus Biologicals USA**

10730 E. Briarwood Avenue  
Centennial, CO 80112  
USA  
Phone: 303.730.1950  
Toll Free: 1.888.506.6887  
Fax: 303.730.1966  
nb-customerservice@bio-techne.com

### **Bio-Techne Canada**

21 Canmotor Ave  
Toronto, ON M8Z 4E6  
Canada  
Phone: 905.827.6400  
Toll Free: 855.668.8722  
Fax: 905.827.6402  
canada.inquires@bio-techne.com

### **Bio-Techne Ltd**

19 Barton Lane  
Abingdon Science Park  
Abingdon, OX14 3NB, United Kingdom  
Phone: (44) (0) 1235 529449  
Free Phone: 0800 37 34 15  
Fax: (44) (0) 1235 533420  
info.EMEA@bio-techne.com

### **General Contact Information**

www.novusbio.com  
Technical Support: nb-technical@bio-techne.com  
Orders: nb-customerservice@bio-techne.com  
General: novus@novusbio.com

### **Products Related to NBP2-82079**

---

HAF008	Goat anti-Rabbit IgG Secondary Antibody [HRP]
NB7160	Goat anti-Rabbit IgG (H+L) Secondary Antibody [HRP]
NBP2-24891	Rabbit IgG Isotype Control
H00051185-P01-10ug	Recombinant Human CRBN GST (N-Term) Protein

---

### **Limitations**

This product is for research use only and is not approved for use in humans or in clinical diagnosis. Primary Antibodies are guaranteed for 1 year from date of receipt.

For more information on our 100% guarantee, please visit [www.novusbio.com/guarantee](http://www.novusbio.com/guarantee)

Earn gift cards/discounts by submitting a review: [www.novusbio.com/reviews/submit/NBP2-82079](http://www.novusbio.com/reviews/submit/NBP2-82079)

Earn gift cards/discounts by submitting a publication using this product:  
[www.novusbio.com/publications](http://www.novusbio.com/publications)

