

Product Datasheet

NK3R/TACR3/Neurokinin B Receptor Antibody - BSA Free NBP2-82076

Unit Size: 0.1 mg

Store at 4C.

www.novusbio.com



technical@novusbio.com

Protocols, Publications, Related Products, Reviews, Research Tools and Images at:
www.novusbio.com/NBP2-82076

Updated 3/4/2026 v.20.1

Earn rewards for product
reviews and publications.

Submit a publication at www.novusbio.com/publications

Submit a review at www.novusbio.com/reviews/destination/NBP2-82076



NBP2-82076**NK3R/TACR3/Neurokinin B Receptor Antibody - BSA Free**

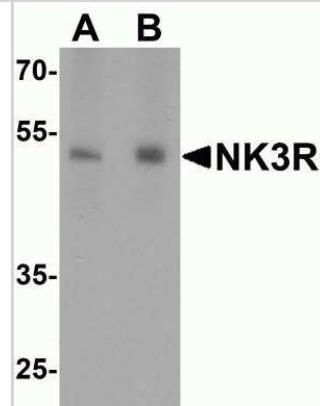
Product Information	
Unit Size	0.1 mg
Concentration	1 mg/ml
Storage	Store at 4C.
Clonality	Polyclonal
Preservative	0.02% Sodium Azide
Isotype	IgG
Purity	Peptide affinity purified
Buffer	PBS
Target Molecular Weight	51 kDa

Product Description	
Host	Rabbit
Gene ID	6870
Gene Symbol	TACR3
Species	Human, Mouse
Reactivity Notes	Immunogen displays the following percentage of sequence identity for non-tested species: Guinea pig: (83%)
Specificity/Sensitivity	NK3R/TACR3/Neurokinin B Receptor antibody does not recognize NK1R or NK2R.
Immunogen	NK3R antibody was raised against a 18 amino acid synthetic peptide from near the center of human NK3R. The immunogen is located within amino acids 370 - 420 of NK3R. Amino Acid Squence: SYDELELKTTRFHPNRQS

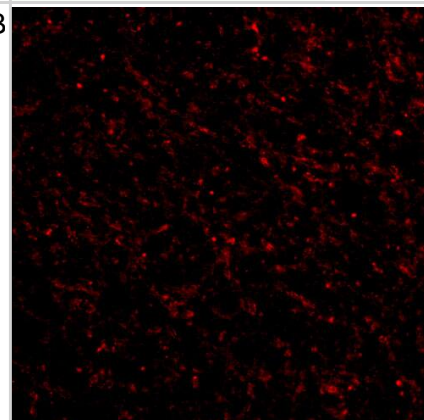
Product Application Details	
Applications	Western Blot, Immunohistochemistry-Paraffin, ELISA, Immunocytochemistry/Immunofluorescence, Immunohistochemistry
Recommended Dilutions	Western Blot 0.5-2 ug/ml, ELISA, Immunohistochemistry 5 ug/ml, Immunocytochemistry/ Immunofluorescence 20 ug/ml, Immunohistochemistry-Paraffin

Images

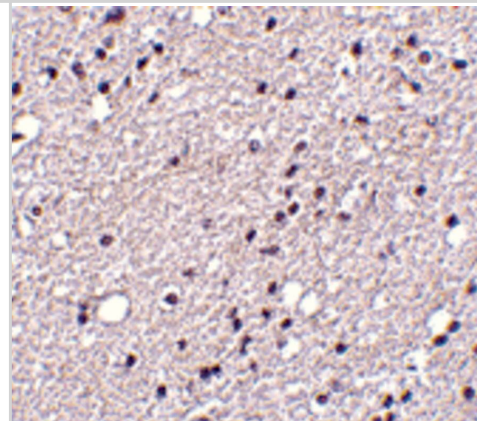
Western Blot: NK3R/TACR3/Neurokinin B Receptor Antibody [NBP2-82076] - Analysis of NK3R/TACR3/Neurokinin B Receptor in RAW264.7 cell lysate with NK3R/TACR3/Neurokinin B Receptor antibody at (A) 0.5 and (B) 1 ug/ml.



Immunocytochemistry/ Immunofluorescence: NK3R/TACR3/Neurokinin B Receptor Antibody - BSA Free [NBP2-82076] - Immunofluorescence of NK3R/TACR3/Neurokinin B Receptor in Human Brain tissue with NK3R/TACR3/Neurokinin B Receptor antibody at 20 ug/mL.



Immunohistochemistry: NK3R/TACR3/Neurokinin B Receptor Antibody - BSA Free [NBP2-82076] - Immunohistochemistry of NK3R/TACR3/Neurokinin B Receptor in human brain tissue with NK3R/TACR3/Neurokinin B Receptor antibody at 5 ug/mL.





Novus Biologicals USA

10730 E. Briarwood Avenue
Centennial, CO 80112
USA
Phone: 303.730.1950
Toll Free: 1.888.506.6887
Fax: 303.730.1966
nb-customerservice@bio-techne.com

Bio-Techne Canada

21 Canmotor Ave
Toronto, ON M8Z 4E6
Canada
Phone: 905.827.6400
Toll Free: 855.668.8722
Fax: 905.827.6402
canada.inquires@bio-techne.com

Bio-Techne Ltd

19 Barton Lane
Abingdon Science Park
Abingdon, OX14 3NB, United Kingdom
Phone: (44) (0) 1235 529449
Free Phone: 0800 37 34 15
Fax: (44) (0) 1235 533420
info.EMEA@bio-techne.com

General Contact Information

www.novusbio.com
Technical Support: nb-technical@bio-techne.com
Orders: nb-customerservice@bio-techne.com
General: novus@novusbio.com

Products Related to NBP2-82076

HAF008	Goat anti-Rabbit IgG Secondary Antibody [HRP]
NB7160	Goat anti-Rabbit IgG (H+L) Secondary Antibody [HRP]
NBP2-24891	Rabbit IgG Isotype Control
NB300-102PEP	NK3R/TACR3/Neurokinin B Receptor Antibody Blocking Peptide

Limitations

This product is for research use only and is not approved for use in humans or in clinical diagnosis. Primary Antibodies are guaranteed for 1 year from date of receipt.

For more information on our 100% guarantee, please visit www.novusbio.com/guarantee

Earn gift cards/discounts by submitting a review: www.novusbio.com/reviews/submit/NBP2-82076

Earn gift cards/discounts by submitting a publication using this product:
www.novusbio.com/publications

