

Product Datasheet

GLS2 Antibody - BSA Free

NBP2-82071

Unit Size: 0.1 mg

Store at 4C.

www.novusbio.com



technical@novusbio.com

Protocols, Publications, Related Products, Reviews, Research Tools and Images at:
www.novusbio.com/NBP2-82071

Updated 3/4/2026 v.20.1

Earn rewards for product
reviews and publications.

Submit a publication at www.novusbio.com/publications

Submit a review at www.novusbio.com/reviews/destination/NBP2-82071



NBP2-82071

GLS2 Antibody - BSA Free

Product Information	
Unit Size	0.1 mg
Concentration	1 mg/ml
Storage	Store at 4C.
Clonality	Polyclonal
Preservative	0.02% Sodium Azide
Isotype	IgG
Purity	Peptide affinity purified
Buffer	PBS
Target Molecular Weight	55, 62 kDa

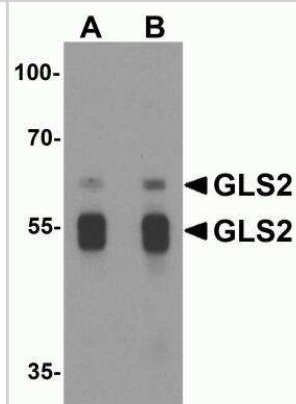
Product Description	
Host	Rabbit
Gene ID	27165
Gene Symbol	GLS2
Species	Human, Mouse, Rat
Specificity/Sensitivity	Multiple isoforms of GLS2 are known to exist.
Immunogen	GLS2 antibody was raised against an 18 amino acid synthetic peptide near the center terminus of human GLS2. The immunogen is located within amino acids 300 - 350 of GLS2. Amino Acid Sequence: NATFQSEKETGDRNYAIG

Product Application Details	
Applications	Western Blot, Immunohistochemistry-Paraffin, ELISA, Immunohistochemistry
Recommended Dilutions	Western Blot 0.5-1 ug/ml, ELISA, Immunohistochemistry 5 ug/ml, Immunohistochemistry-Paraffin



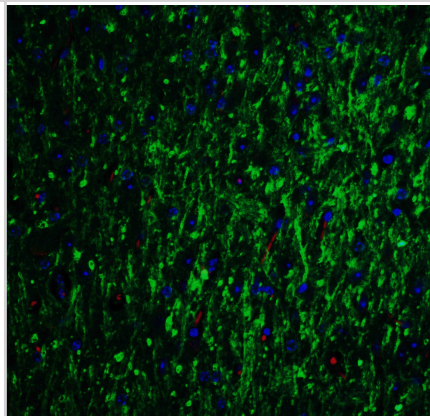
Images

Western Blot: GLS2 Antibody [NBP2-82071] - Western blot analysis of GLS2 in rat liver tissue lysate with GLS2 antibody at (A) 1 and (B) 2 ug/mL

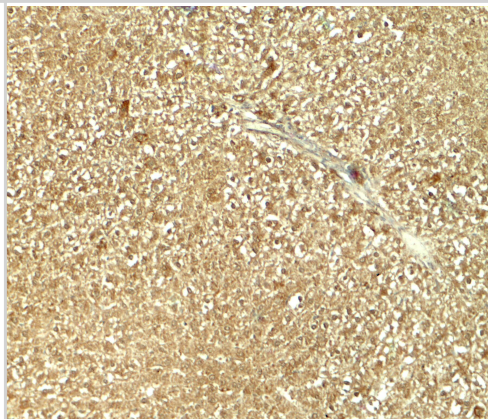


Immunocytochemistry/ Immunofluorescence: GLS2 Antibody - BSA Free [NBP2-82071] - Immunofluorescence of GLS2 in mouse brain tissue with GLS2 Antibody at 20 ug/mL.

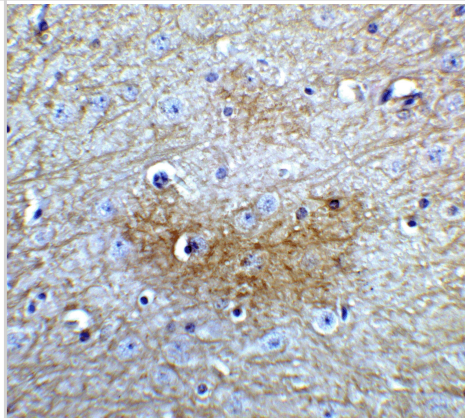
Green: GLS2 antibody
Red: Phalloidin staining
Blue: DAPI staining



Immunohistochemistry: GLS2 Antibody - BSA Free [NBP2-82071] - Immunohistochemistry of GLS2 in rat liver tissue with GLS2 antibody at 5 ug/mL.



Immunohistochemistry: GLS2 Antibody - BSA Free [NBP2-82071] - Immunohistochemistry of GLS2 in mouse brain tissue with GLS2 Antibody at 5 ug/mL.





Novus Biologicals USA

10730 E. Briarwood Avenue
Centennial, CO 80112
USA
Phone: 303.730.1950
Toll Free: 1.888.506.6887
Fax: 303.730.1966
nb-customerservice@bio-techne.com

Bio-Techne Canada

21 Canmotor Ave
Toronto, ON M8Z 4E6
Canada
Phone: 905.827.6400
Toll Free: 855.668.8722
Fax: 905.827.6402
canada.inquires@bio-techne.com

Bio-Techne Ltd

19 Barton Lane
Abingdon Science Park
Abingdon, OX14 3NB, United Kingdom
Phone: (44) (0) 1235 529449
Free Phone: 0800 37 34 15
Fax: (44) (0) 1235 533420
info.EMEA@bio-techne.com

General Contact Information

www.novusbio.com
Technical Support: nb-technical@bio-techne.com
Orders: nb-customerservice@bio-techne.com
General: novus@novusbio.com

Products Related to NBP2-82071

HAF008	Goat anti-Rabbit IgG Secondary Antibody [HRP]
NB7160	Goat anti-Rabbit IgG (H+L) Secondary Antibody [HRP]
NBP2-24891	Rabbit IgG Isotype Control
NBP1-76544PEP-0.1mg	GLS2 Antibody Blocking Peptide

Limitations

This product is for research use only and is not approved for use in humans or in clinical diagnosis. Primary Antibodies are guaranteed for 1 year from date of receipt.

For more information on our 100% guarantee, please visit www.novusbio.com/guarantee

Earn gift cards/discounts by submitting a review: www.novusbio.com/reviews/submit/NBP2-82071

Earn gift cards/discounts by submitting a publication using this product:
www.novusbio.com/publications

