

Product Datasheet

ZNF821 Antibody - BSA Free NBP2-82055

Unit Size: 0.1 mg

Store at 4C short term. Aliquot and store at -20C long term. Avoid freeze-thaw cycles.

www.novusbio.com



technical@novusbio.com

Publications: 1

Protocols, Publications, Related Products, Reviews, Research Tools and Images at:
www.novusbio.com/NBP2-82055

Updated 9/9/2025 v.20.1

Earn rewards for product
reviews and publications.

Submit a publication at www.novusbio.com/publications

Submit a review at www.novusbio.com/reviews/destination/NBP2-82055



NBP2-82055

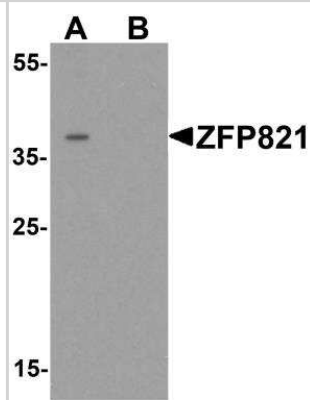
ZNF821 Antibody - BSA Free

Product Information	
Unit Size	0.1 mg
Concentration	1 mg/ml
Storage	Store at 4C short term. Aliquot and store at -20C long term. Avoid freeze-thaw cycles.
Clonality	Polyclonal
Preservative	0.02% Sodium Azide
Isotype	IgG
Purity	Peptide affinity purified
Buffer	PBS
Target Molecular Weight	38 kDa
Product Description	
Description	Novus Biologicals Rabbit ZNF821 Antibody - BSA Free (NBP2-82055) is a polyclonal antibody validated for use in WB, ELISA and ICC/IF. Anti-ZNF821 Antibody: Cited in 1 publication. All Novus Biologicals antibodies are covered by our 100% guarantee.
Host	Rabbit
Gene ID	55565
Gene Symbol	ZNF821
Species	Human, Mouse
Specificity/Sensitivity	ZNF821 antibody is human and mouse reactive. At least three isoforms of ZNF821 are known to exist; this antibody will detect the two largest isoforms.
Immunogen	ZNF821 antibody was raised against an 18 amino acid peptide near the carboxy terminus of human ZNF821. The immunogen is located within amino acids 270 - 320 of ZNF821. Amino Acid Sequence: AKKSRRDNETPEEREVRR
Product Application Details	
Applications	Western Blot, ELISA, Immunocytochemistry/ Immunofluorescence
Recommended Dilutions	Western Blot 0.5-1 ug/ml, ELISA, Immunocytochemistry/ Immunofluorescence 2.5-20 ug/ml




Images

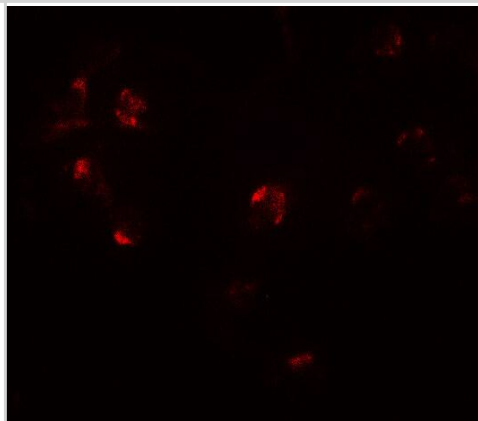
Western Blot: ZNF821 Antibody [NBP2-82055] - Western blot analysis of ZNF821 in Jurkat cell lysate with ZNF821 antibody at 0.5 ug/ml in (A) the absence and (B) the presence of blocking peptide.



Immunocytochemistry/ Immunofluorescence: ZNF821 Antibody - BSA Free [NBP2-82055] - Immunocytochemistry of ZNF821 in Jurkat cells with ZNF821 antibody at 2.5 ug/mL.



Immunocytochemistry/ Immunofluorescence: ZNF821 Antibody - BSA Free [NBP2-82055] - Immunofluorescence of ZNF821 in Jurkat cells with ZNF821 antibody at 20 ug/mL.



Publications

Y Wang, J Wang, X Li, X Xiong, J Wang, Z Zhou, X Zhu, Y Gu, D Dominissin, L He, Y Tian, C Yi, Z Fan N1-methyladenosine; 1/2 methylation in tRNA drives liver tumourigenesis by regulating cholesterol metabolism Nature Communications, 2021-11-02;12(1):6314. 2021-11-02 [PMID: 34728628]



Novus Biologicals USA

10730 E. Briarwood Avenue
Centennial, CO 80112
USA
Phone: 303.730.1950
Toll Free: 1.888.506.6887
Fax: 303.730.1966
nb-customerservice@bio-techne.com

Bio-Techne Canada

21 Canmotor Ave
Toronto, ON M8Z 4E6
Canada
Phone: 905.827.6400
Toll Free: 855.668.8722
Fax: 905.827.6402
canada.inquires@bio-techne.com

Bio-Techne Ltd

19 Barton Lane
Abingdon Science Park
Abingdon, OX14 3NB, United Kingdom
Phone: (44) (0) 1235 529449
Free Phone: 0800 37 34 15
Fax: (44) (0) 1235 533420
info.EMEA@bio-techne.com

General Contact Information

www.novusbio.com
Technical Support: nb-technical@bio-techne.com
Orders: nb-customerservice@bio-techne.com
General: novus@novusbio.com

Products Related to NBP2-82055

NBP2-33376H	Blue Marker Antibody (6F4-F6) [HRP]
HAF008	Goat anti-Rabbit IgG Secondary Antibody [HRP]
NB7160	Goat anti-Rabbit IgG (H+L) Secondary Antibody [HRP]
NBP2-24891	Rabbit IgG Isotype Control

Limitations

This product is for research use only and is not approved for use in humans or in clinical diagnosis. Primary Antibodies are guaranteed for 1 year from date of receipt.

For more information on our 100% guarantee, please visit www.novusbio.com/guarantee

Earn gift cards/discounts by submitting a review: www.novusbio.com/reviews/submit/NBP2-82055

Earn gift cards/discounts by submitting a publication using this product:
www.novusbio.com/publications

