

Product Datasheet

lin-54 Antibody - BSA Free NBP2-82002

Unit Size: 0.1 mg

Store at 4C short term. Aliquot and store at -20C long term. Avoid freeze-thaw cycles.

www.novusbio.com



technical@novusbio.com

Protocols, Publications, Related Products, Reviews, Research Tools and Images at:
www.novusbio.com/NBP2-82002

Updated 9/9/2025 v.20.1

Earn rewards for product
reviews and publications.

Submit a publication at www.novusbio.com/publications

Submit a review at www.novusbio.com/reviews/destination/NBP2-82002



NBP2-82002

lin-54 Antibody - BSA Free

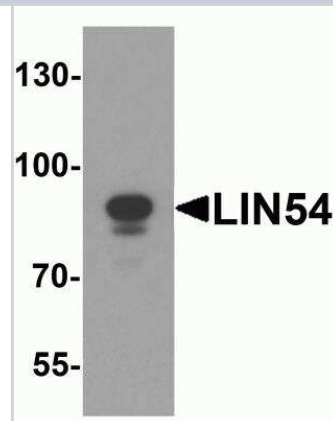
Product Information	
Unit Size	0.1 mg
Concentration	1 mg/ml
Storage	Store at 4C short term. Aliquot and store at -20C long term. Avoid freeze-thaw cycles.
Clonality	Polyclonal
Preservative	0.02% Sodium Azide
Isotype	IgG
Purity	Peptide affinity purified
Buffer	PBS
Target Molecular Weight	82 kDa

Product Description	
Description	Novus Biologicals Rabbit lin-54 Antibody - BSA Free (NBP2-82002) is a polyclonal antibody validated for use in WB, ELISA and ICC/IF. All Novus Biologicals antibodies are covered by our 100% guarantee.
Host	Rabbit
Gene ID	132660
Gene Symbol	LIN54
Species	Human, Mouse, Rat
Specificity/Sensitivity	lin-54 antibody is human, mouse, and rat reactive. Multiple isoforms of lin-54 are known to exist.
Immunogen	lin-54 antibody was raised against a 16 amino acid peptide near the carboxy terminus of human lin-54. The immunogen is located within the last 50 amino acids of lin-54. Amino Acid Sequence: EQADKKGKSKAAAERM

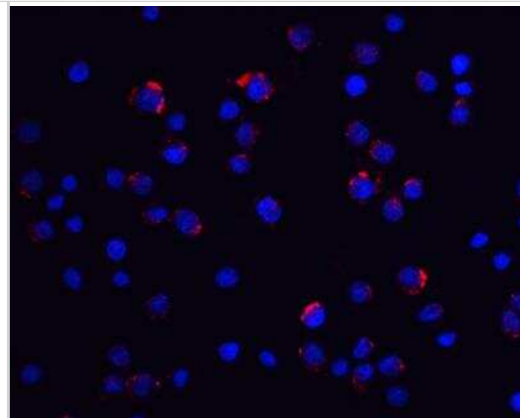
Product Application Details	
Applications	Western Blot, ELISA, Immunocytochemistry/ Immunofluorescence
Recommended Dilutions	Western Blot 1-2 ug/ml, ELISA, Immunocytochemistry/ Immunofluorescence 2.5-20 ug/ml

Images

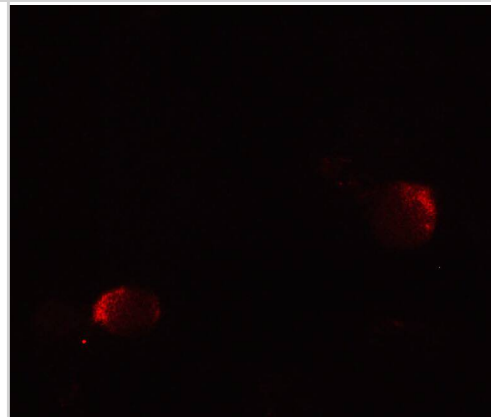
Western Blot: lin-54 Antibody [NBP2-82002] - Analysis of lin-54 in HeLa cell lysate with lin-54 antibody at 1 ug/ml.



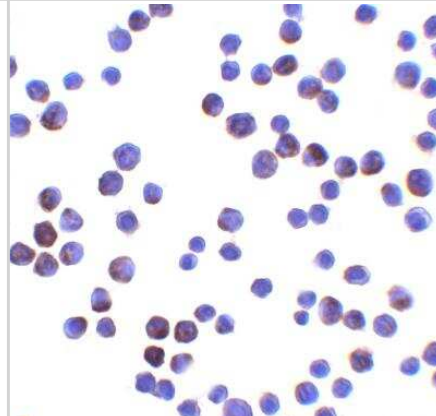
Immunocytochemistry/Immunofluorescence: lin-54 Antibody [NBP2-82002] - Analysis of lin-54 in HeLa cells with lin-54 antibody at 20 ug/ml. Red: lin-54 antibody [NBP2-82002]. Blue: DAPI staining.



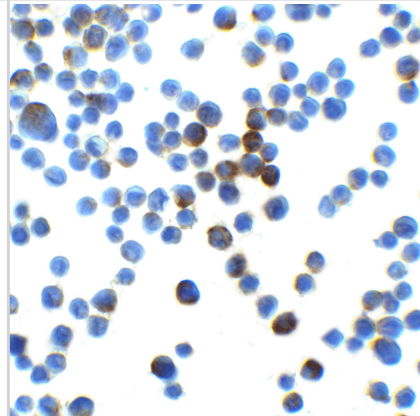
Immunocytochemistry/ Immunofluorescence: lin-54 Antibody - BSA Free [NBP2-82002] - Immunofluorescence of lin-54 in HeLa cells with lin-54 antibody at 20 u/ml.



Immunocytochemistry/Immunofluorescence: lin-54 Antibody [NBP2-82002] - Analysis of lin-54 in HeLa cells with lin-54 antibody at 10 ug/ml.



Immunocytochemistry/ Immunofluorescence: lin-54 Antibody - BSA Free [NBP2-82002] - Immunocytochemistry of lin-54 in HeLa cells with lin-54 at 2.5 u/mL.





Novus Biologicals USA

10730 E. Briarwood Avenue
Centennial, CO 80112
USA
Phone: 303.730.1950
Toll Free: 1.888.506.6887
Fax: 303.730.1966
nb-customerservice@bio-techne.com

Bio-Techne Canada

21 Canmotor Ave
Toronto, ON M8Z 4E6
Canada
Phone: 905.827.6400
Toll Free: 855.668.8722
Fax: 905.827.6402
canada.inquires@bio-techne.com

Bio-Techne Ltd

19 Barton Lane
Abingdon Science Park
Abingdon, OX14 3NB, United Kingdom
Phone: (44) (0) 1235 529449
Free Phone: 0800 37 34 15
Fax: (44) (0) 1235 533420
info.EMEA@bio-techne.com

General Contact Information

www.novusbio.com
Technical Support: nb-technical@bio-techne.com
Orders: nb-customerservice@bio-techne.com
General: novus@novusbio.com

Products Related to NBP2-82002

NBP2-33376H	Blue Marker Antibody (6F4-F6) [HRP]
HAF008	Goat anti-Rabbit IgG Secondary Antibody [HRP]
NB7160	Goat anti-Rabbit IgG (H+L) Secondary Antibody [HRP]
NBP2-24891	Rabbit IgG Isotype Control

Limitations

This product is for research use only and is not approved for use in humans or in clinical diagnosis. Primary Antibodies are guaranteed for 1 year from date of receipt.

For more information on our 100% guarantee, please visit www.novusbio.com/guarantee

Earn gift cards/discounts by submitting a review: www.novusbio.com/reviews/submit/NBP2-82002

Earn gift cards/discounts by submitting a publication using this product:
www.novusbio.com/publications

