

Product Datasheet

RGS21 Antibody - BSA Free NBP2-81987

Unit Size: 0.1 mg

Store at 4C short term. Aliquot and store at -20C long term. Avoid freeze-thaw cycles.

www.novusbio.com



technical@novusbio.com

Protocols, Publications, Related Products, Reviews, Research Tools and Images at:
www.novusbio.com/NBP2-81987

Updated 3/4/2026 v.20.1

Earn rewards for product
reviews and publications.

Submit a publication at www.novusbio.com/publications

Submit a review at www.novusbio.com/reviews/destination/NBP2-81987



NBP2-81987

RGS21 Antibody - BSA Free

Product Information	
Unit Size	0.1 mg
Concentration	1 mg/ml
Storage	Store at 4C short term. Aliquot and store at -20C long term. Avoid freeze-thaw cycles.
Clonality	Polyclonal
Preservative	0.02% Sodium Azide
Isotype	IgG
Purity	Peptide affinity purified
Buffer	PBS

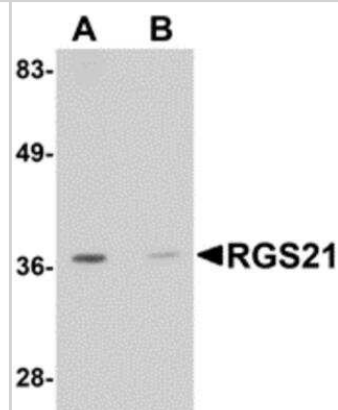
Product Description	
Host	Rabbit
Gene ID	431704
Gene Symbol	RGS21
Species	Human
Immunogen	RGS21 antibody was raised against a 16 amino acid synthetic peptide near the center of human RGS21. The immunogen is located within amino acids 40 - 90 of RGS21. Amino Acid Sequence: EDFKKTKNADKIASK

Product Application Details	
Applications	Western Blot, Immunohistochemistry-Paraffin, ELISA, Immunocytochemistry/Immunofluorescence, Immunohistochemistry
Recommended Dilutions	Western Blot 0.5 ug/ml, ELISA, Immunohistochemistry, Immunocytochemistry/Immunofluorescence 20 ug/mL, Immunohistochemistry-Paraffin

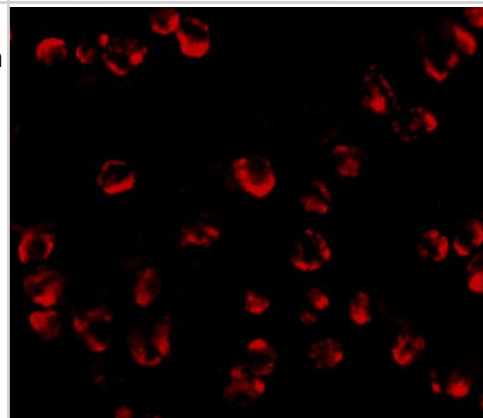


Images


Western Blot: RGS21 Antibody [NBP2-81987] - Analysis of RGS21 in HepG2 cell lysate with RGS21 antibody at 0.5 ug/ml in the (A) absence and (B) presence of blocking peptide.



Immunocytochemistry/ Immunofluorescence: RGS21 Antibody - BSA Free [NBP2-81987] - Immunofluorescence of RGS21 in HepG2 cells with RGS21 antibody at 20 ug/mL.

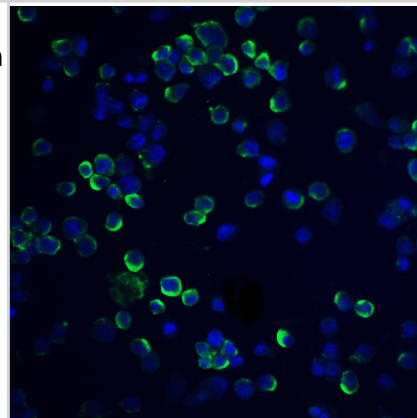


Immunocytochemistry/ Immunofluorescence: RGS21 Antibody - BSA Free [NBP2-81987] - Immunocytochemistry of RGS21 in HepG2 cells with RGS21 antibody at 2.5 ug/mL.



Immunocytochemistry/ Immunofluorescence: RGS21 Antibody - BSA Free [NBP2-81987] - Immunofluorescence of RGS21 in HepG2 cells with RGS21 antibody at 20 ug/mL.

Green: RGS21 Antibody
Blue: DAPI staining





Novus Biologicals USA

10730 E. Briarwood Avenue
Centennial, CO 80112
USA
Phone: 303.730.1950
Toll Free: 1.888.506.6887
Fax: 303.730.1966
nb-customerservice@bio-techne.com

Bio-Techne Canada

21 Canmotor Ave
Toronto, ON M8Z 4E6
Canada
Phone: 905.827.6400
Toll Free: 855.668.8722
Fax: 905.827.6402
canada.inquires@bio-techne.com

Bio-Techne Ltd

19 Barton Lane
Abingdon Science Park
Abingdon, OX14 3NB, United Kingdom
Phone: (44) (0) 1235 529449
Free Phone: 0800 37 34 15
Fax: (44) (0) 1235 533420
info.EMEA@bio-techne.com

General Contact Information

www.novusbio.com
Technical Support: nb-technical@bio-techne.com
Orders: nb-customerservice@bio-techne.com
General: novus@novusbio.com

Products Related to NBP2-81987

HAF008	Goat anti-Rabbit IgG Secondary Antibody [HRP]
NB7160	Goat anti-Rabbit IgG (H+L) Secondary Antibody [HRP]
NBP2-24891	Rabbit IgG Isotype Control
NBP1-78808-100ug	Recombinant Human RGS21 His Protein

Limitations

This product is for research use only and is not approved for use in humans or in clinical diagnosis. Primary Antibodies are guaranteed for 1 year from date of receipt.

For more information on our 100% guarantee, please visit www.novusbio.com/guarantee

Earn gift cards/discounts by submitting a review: www.novusbio.com/reviews/submit/NBP2-81987

Earn gift cards/discounts by submitting a publication using this product:
www.novusbio.com/publications

