Product Datasheet

FXYD7 Antibody - BSA Free
NBP2-81950

Unit Size: 0.1 mg

Store at 4C short term. Aliquot and store at -20C long term. Avoid freeze-thaw cycles.

www.novusbio.com technical@novusbio.com

Protocols, Publications, Related Products, Reviews, Research Tools and Images at:
www.novusbio.com/NBP2-81950

Updated 3/4/2026 v.20.1

Earn rewards for product reviews and publications.
Submit a publication at www.novusbio.com/publications
Submit a review at www.novusbio.com/reviews/destination/NBP2-81950



NBP2-81950

FXYD7 Antibody - BSA Free

Product Information	
Unit Size	0.1 mg
Concentration	1 mg/ml
Storage	Store at 4C short term. Aliquot and store at -20C long term. Avoid freeze-thaw cycles.
Clonality	Polyclonal
Preservative	0.02% Sodium Azide
Isotype	IgG
Purity	Peptide affinity purified
Buffer	PBS

Product Description	
Host	Rabbit
Gene ID	53822
Gene Symbol	FXYD7
Species	Human, Mouse, Rat
Specificity/Sensitivity	FXYD7 antibody is human, mouse and rat reactive. FXYDY7 antibody is predicted to not react with other members of the FXDY protein family
Immunogen	FXYD7 antibody was raised against a 17 amino acid synthetic peptide near the amino terminus of human FXYD7. The immunogen is located within the first 50 amino acids of FXYD7. Amino Acid Squence: ATPTQTPTKAPEEPDPF

Product Application Details	
Applications	Western Blot, Immunohistochemistry-Paraffin, ELISA, Immunocytochemistry/ Immunofluorescence, Immunohistochemistry
Recommended Dilutions	Western Blot 1 ug/ml, ELISA, Immunohistochemistry 2.5 ug/ml, Immunocytochemistry/ Immunofluorescence 20 ug/ml, Immunohistochemistry-Paraffin

Images

Western Blot: FXYD7 Antibody [NBP2-81950] - Analysis of FXYD7 in human lung tissue lysate with FXYD7 antibody at 1 ug/ml.

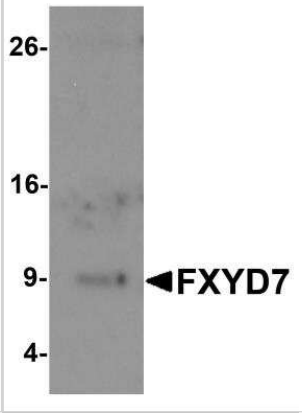

Immunocytochemistry/Immunofluorescence: FXYD7 Antibody [NBP2-81950] - Analysis of FXYD7 in rat lung tissue with FXYD7 antibody at 20 ug/ml.	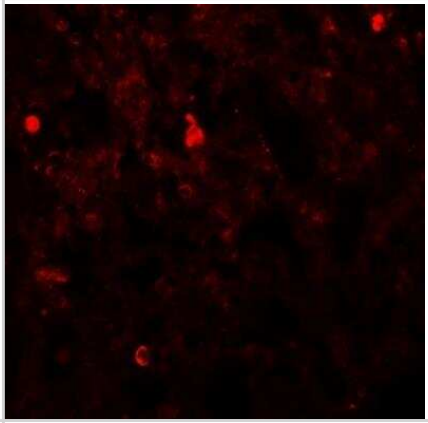
Immunohistochemistry: FXYD7 Antibody [NBP2-81950] - Analysis of FXYD7 in rat lung tissue with FXYD7 antibody at 2.5 ug/ml.	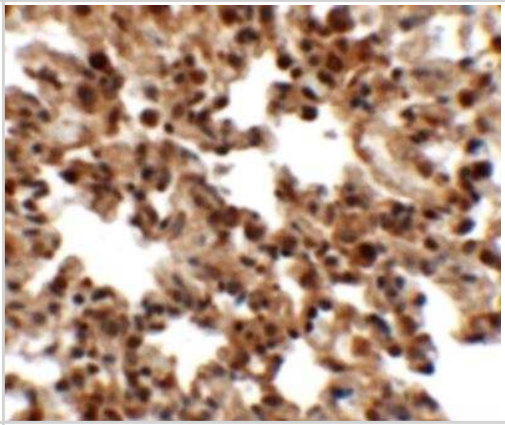
Immunocytochemistry/ Immunofluorescence: FXYD7 Antibody - BSA Free [NBP2-81950] - Immunofluorescence of FXYD4 in rat lung tissue with FXYD4 antibody at 20 u/mL.	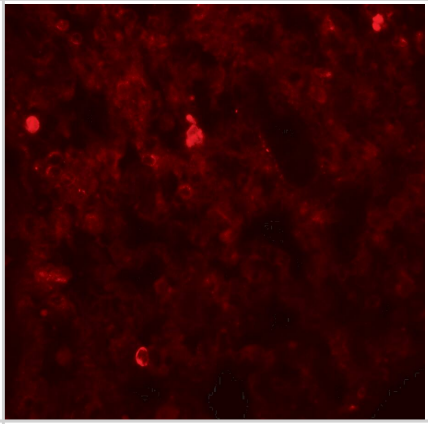
Immunohistochemistry: FXYD7 Antibody - BSA Free [NBP2-81950] - Immunohistochemistry of FXYD7 in rat lung tissue with FXYD7 antibody at 2.5 u/mL.	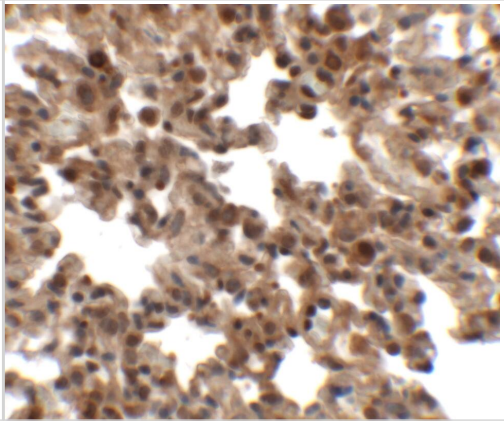

Immunocytochemistry/ Immunofluorescence: FXYD7 Antibody - BSA Free [NBP2-81950] - Immunofluorescence of FXYD4 in rat lung tissue with FXYD4 antibody at 20 u/mL.

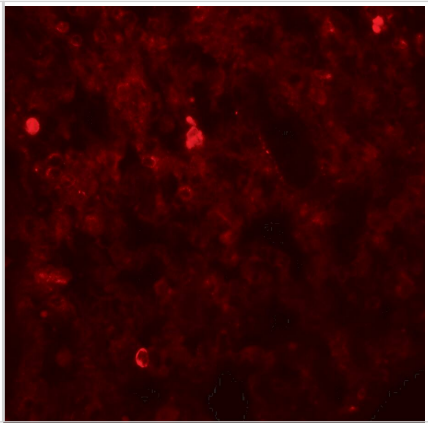

Novus Biologicals USA
10730 E. Briarwood Avenue
Centennial, CO 80112
USA
Phone: 303.730.1950
Toll Free: 1.888.506.6887
Fax: 303.730.1966
nb-customerservice@bio-techne.com

Bio-Techne Canada
21 Canmotor Ave
Toronto, ON M8Z 4E6
Canada
Phone: 905.827.6400
Toll Free: 855.668.8722
Fax: 905.827.6402
canada.inquires@bio-techne.com

Bio-Techne Ltd
19 Barton Lane
Abingdon Science Park
Abingdon, OX14 3NB, United Kingdom
Phone: (44) (0) 1235 529449
Free Phone: 0800 37 34 15
Fax: (44) (0) 1235 533420
info.EMEA@bio-techne.com

General Contact Information
www.novusbio.com
Technical Support: nb-technical@bio-techne.com
Orders: nb-customerservice@bio-techne.com
General: novus@novusbio.com

Products Related to NBP2-81950

HAF008	Goat anti-Rabbit IgG Secondary Antibody [HRP]
NB7160	Goat anti-Rabbit IgG (H+L) Secondary Antibody [HRP]
NBP2-24891	Rabbit IgG Isotype Control
7796-MP-010	MMP-17

Limitations
This product is for research use only and is not approved for use in humans or in clinical diagnosis. Primary Antibodies are guaranteed for 1 year from date of receipt.

For more information on our 100% guarantee, please visit www.novusbio.com/guarantee

Earn gift cards/discounts by submitting a review: www.novusbio.com/reviews/submit/NBP2-81950

Earn gift cards/discounts by submitting a publication using this product: www.novusbio.com/publications