

# Product Datasheet

## GSAP Antibody - BSA Free NBP2-81894

Unit Size: 0.1 mg

Store at 4C short term. Aliquot and store at -20C long term. Avoid freeze-thaw cycles.

[www.novusbio.com](http://www.novusbio.com)



[technical@novusbio.com](mailto:technical@novusbio.com)

Protocols, Publications, Related Products, Reviews, Research Tools and Images at:  
[www.novusbio.com/NBP2-81894](http://www.novusbio.com/NBP2-81894)

Updated 3/4/2026 v.20.1

Earn rewards for product  
reviews and publications.

Submit a publication at [www.novusbio.com/publications](http://www.novusbio.com/publications)

Submit a review at [www.novusbio.com/reviews/destination/NBP2-81894](http://www.novusbio.com/reviews/destination/NBP2-81894)



**NBP2-81894**

GSAP Antibody - BSA Free

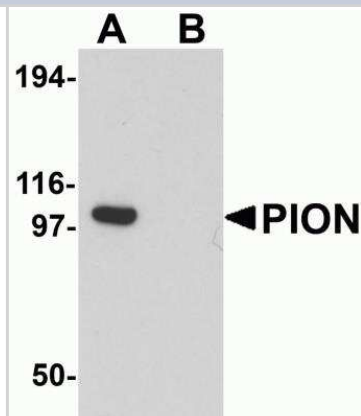
Product Information	
Unit Size	0.1 mg
Concentration	1 mg/ml
Storage	Store at 4C short term. Aliquot and store at -20C long term. Avoid freeze-thaw cycles.
Clonality	Polyclonal
Preservative	0.02% Sodium Azide
Isotype	IgG
Purity	Peptide affinity purified
Buffer	PBS

Product Description	
Host	Rabbit
Gene ID	54103
Gene Symbol	PION
Species	Human, Mouse, Rat
Specificity/Sensitivity	Multiple isoforms of GSAP are known to exist. GSAP antibody is predicted to not cross-react with other F-box protein family members.
Immunogen	GSAP antibody was raised against a 19 amino acid synthetic peptide near the carboxy terminus of human GSAP. The immunogen is located within amino acids 770 - 820 of GSAP. Amino Acid Sequence: RNHVTRLLQNYKKQPRNSM

Product Application Details	
Applications	Western Blot, Immunohistochemistry-Paraffin, ELISA, Immunocytochemistry/Immunofluorescence, Immunohistochemistry
Recommended Dilutions	Western Blot 0.25 ug/ml, ELISA, Immunohistochemistry 5 ug/mL, Immunocytochemistry/ Immunofluorescence 20 ug/mL, Immunohistochemistry-Paraffin

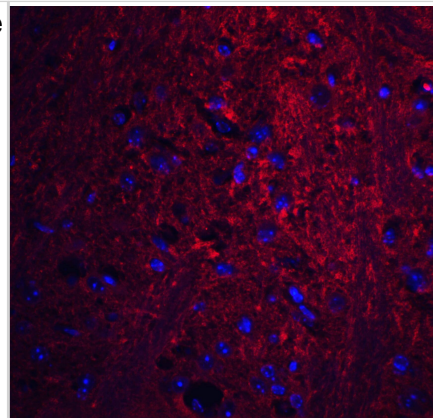
**Images**

Western Blot: GSAP Antibody [NBP2-81894] - Analysis of GSAP in EL4 cell lysate with GSAP antibody at 0.25 ug/ml in (A) the absence and (B) presence of blocking peptide.

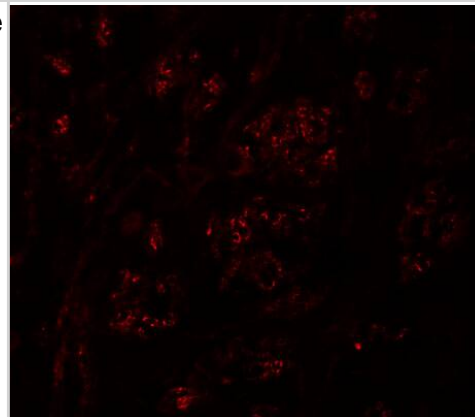


Immunocytochemistry/ Immunofluorescence: GSAP Antibody - BSA Free [NBP2-81894] - Immunofluorescence of GSAP in mouse brain tissue with GSAP antibody at 20 ug/mL.

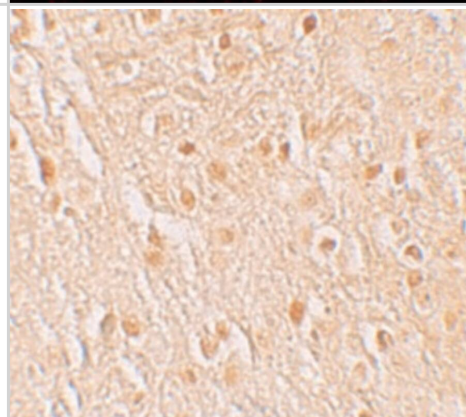
Red: GSAP Antibody  
Blue: DAPI staining



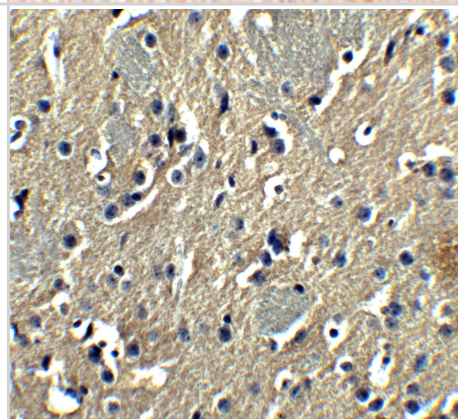
Immunocytochemistry/ Immunofluorescence: GSAP Antibody - BSA Free [NBP2-81894] - Immunofluorescence of GSAP in Human Brain cells with GSAP antibody at 20 ug/mL.



Immunohistochemistry: GSAP Antibody - BSA Free [NBP2-81894] - Immunohistochemistry of GSAP in human brain tissue with GSAP antibody at 5 u/mL.



Immunohistochemistry: GSAP Antibody - BSA Free [NBP2-81894] - Immunohistochemistry of GSAP in mouse brain tissue with GSAP antibody at 5 ug/mL.





### **Novus Biologicals USA**

10730 E. Briarwood Avenue  
Centennial, CO 80112  
USA  
Phone: 303.730.1950  
Toll Free: 1.888.506.6887  
Fax: 303.730.1966  
nb-customerservice@bio-techne.com

### **Bio-Techne Canada**

21 Canmotor Ave  
Toronto, ON M8Z 4E6  
Canada  
Phone: 905.827.6400  
Toll Free: 855.668.8722  
Fax: 905.827.6402  
canada.inquires@bio-techne.com

### **Bio-Techne Ltd**

19 Barton Lane  
Abingdon Science Park  
Abingdon, OX14 3NB, United Kingdom  
Phone: (44) (0) 1235 529449  
Free Phone: 0800 37 34 15  
Fax: (44) (0) 1235 533420  
info.EMEA@bio-techne.com

### **General Contact Information**

www.novusbio.com  
Technical Support: nb-technical@bio-techne.com  
Orders: nb-customerservice@bio-techne.com  
General: novus@novusbio.com

### **Products Related to NBP2-81894**

---

HAF008	Goat anti-Rabbit IgG Secondary Antibody [HRP]
NB7160	Goat anti-Rabbit IgG (H+L) Secondary Antibody [HRP]
NBP2-24891	Rabbit IgG Isotype Control
NBP1-78376PEP	GSAP Antibody Blocking Peptide

---

### **Limitations**

This product is for research use only and is not approved for use in humans or in clinical diagnosis. Primary Antibodies are guaranteed for 1 year from date of receipt.

For more information on our 100% guarantee, please visit [www.novusbio.com/guarantee](http://www.novusbio.com/guarantee)

Earn gift cards/discounts by submitting a review: [www.novusbio.com/reviews/submit/NBP2-81894](http://www.novusbio.com/reviews/submit/NBP2-81894)

Earn gift cards/discounts by submitting a publication using this product:  
[www.novusbio.com/publications](http://www.novusbio.com/publications)

