

# Product Datasheet

## STEP Antibody - BSA Free NBP2-81893

Unit Size: 0.1 mg

Store at 4C short term. Aliquot and store at -20C long term. Avoid freeze-thaw cycles.

[www.novusbio.com](http://www.novusbio.com)



[technical@novusbio.com](mailto:technical@novusbio.com)

Protocols, Publications, Related Products, Reviews, Research Tools and Images at:  
[www.novusbio.com/NBP2-81893](http://www.novusbio.com/NBP2-81893)

Updated 9/9/2025 v.20.1

Earn rewards for product  
reviews and publications.

Submit a publication at [www.novusbio.com/publications](http://www.novusbio.com/publications)

Submit a review at [www.novusbio.com/reviews/destination/NBP2-81893](http://www.novusbio.com/reviews/destination/NBP2-81893)



**NBP2-81893**

STEP Antibody - BSA Free

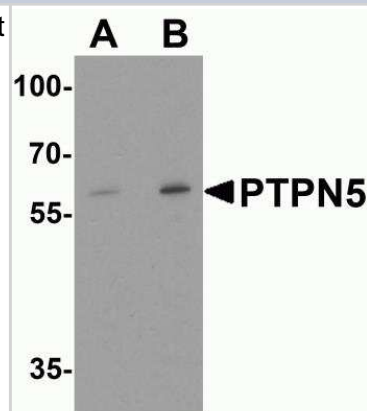
Product Information	
Unit Size	0.1 mg
Concentration	1 mg/ml
Storage	Store at 4C short term. Aliquot and store at -20C long term. Avoid freeze-thaw cycles.
Clonality	Polyclonal
Preservative	0.02% Sodium Azide
Isotype	IgG
Purity	Peptide affinity purified
Buffer	PBS
Target Molecular Weight	60 kDa

Product Description	
Description	Novus Biologicals Rabbit STEP Antibody - BSA Free (NBP2-81893) is a polyclonal antibody validated for use in IHC, WB, ELISA and ICC/IF. All Novus Biologicals antibodies are covered by our 100% guarantee.
Host	Rabbit
Gene ID	84867
Gene Symbol	PTPN5
Species	Human, Mouse
Immunogen	STEP antibody was raised against an 18 amino acid peptide near the amino terminus of human STEP. The immunogen is located within amino acids 180 - 230 of STEP. Amino Acid Squence: L RTPPEPPTPLPPEDRRQ

Product Application Details	
Applications	Western Blot, Immunohistochemistry-Paraffin, ELISA, Immunocytochemistry/Immunofluorescence, Immunohistochemistry
Recommended Dilutions	Western Blot 1-2 ug/ml, ELISA, Immunohistochemistry 5 ug/ml, Immunocytochemistry/ Immunofluorescence 20 ug/ml, Immunohistochemistry-Paraffin

**Images**


Western Blot: STEP Antibody [NBP2-81893] - Analysis of STEP in Jurkat cell lysate with STEP antibody at (A) 1 and (B) 2 ug/ml.



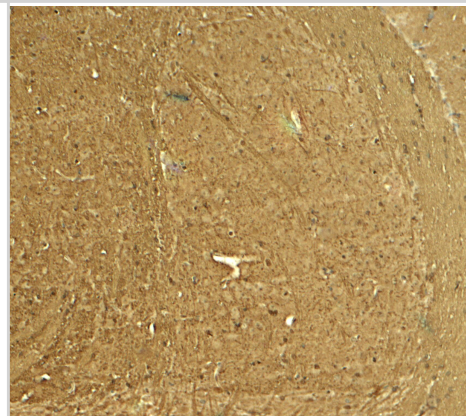
Immunohistochemistry: STEP Antibody [NBP2-81893] - Analysis of STEP in mouse brain tissue with STEP antibody at 5 ug/ml.




Immunocytochemistry/ Immunofluorescence: STEP Antibody - BSA Free [NBP2-81893] - Immunofluorescence of STEP in mouse brain tissue with STEP antibody at 20 u/ml.



Immunohistochemistry: STEP Antibody - BSA Free [NBP2-81893] - Immunohistochemistry of STEP in mouse brain tissue with STEP antibody at 5 u/ml.



Immunocytochemistry/ Immunofluorescence: STEP Antibody - BSA Free [NBP2-81893] - Immunofluorescence of STEP in mouse brain tissue with STEP antibody at 20 u/ml.





### **Novus Biologicals USA**

10730 E. Briarwood Avenue  
Centennial, CO 80112  
USA  
Phone: 303.730.1950  
Toll Free: 1.888.506.6887  
Fax: 303.730.1966  
nb-customerservice@bio-techne.com

### **Bio-Techne Canada**

21 Canmotor Ave  
Toronto, ON M8Z 4E6  
Canada  
Phone: 905.827.6400  
Toll Free: 855.668.8722  
Fax: 905.827.6402  
canada.inquires@bio-techne.com

### **Bio-Techne Ltd**

19 Barton Lane  
Abingdon Science Park  
Abingdon, OX14 3NB, United Kingdom  
Phone: (44) (0) 1235 529449  
Free Phone: 0800 37 34 15  
Fax: (44) (0) 1235 533420  
info.EMEA@bio-techne.com

### **General Contact Information**

www.novusbio.com  
Technical Support: nb-technical@bio-techne.com  
Orders: nb-customerservice@bio-techne.com  
General: novus@novusbio.com

### **Products Related to NBP2-81893**

---

NBP2-33376H	Blue Marker Antibody (6F4-F6) [HRP]
HAF008	Goat anti-Rabbit IgG Secondary Antibody [HRP]
NB7160	Goat anti-Rabbit IgG (H+L) Secondary Antibody [HRP]
NBP2-24891	Rabbit IgG Isotype Control

---

### **Limitations**

This product is for research use only and is not approved for use in humans or in clinical diagnosis. Primary Antibodies are guaranteed for 1 year from date of receipt.

For more information on our 100% guarantee, please visit [www.novusbio.com/guarantee](http://www.novusbio.com/guarantee)

Earn gift cards/discounts by submitting a review: [www.novusbio.com/reviews/submit/NBP2-81893](http://www.novusbio.com/reviews/submit/NBP2-81893)

Earn gift cards/discounts by submitting a publication using this product:  
[www.novusbio.com/publications](http://www.novusbio.com/publications)

