

# Product Datasheet

## AFAP1L1 Antibody - BSA Free NBP2-81889

Unit Size: 0.1 mg

Store at 4C short term. Aliquot and store at -20C long term. Avoid freeze-thaw cycles.

[www.novusbio.com](http://www.novusbio.com)



[technical@novusbio.com](mailto:technical@novusbio.com)

Protocols, Publications, Related Products, Reviews, Research Tools and Images at:  
[www.novusbio.com/NBP2-81889](http://www.novusbio.com/NBP2-81889)

Updated 9/9/2025 v.20.1

Earn rewards for product  
reviews and publications.

Submit a publication at [www.novusbio.com/publications](http://www.novusbio.com/publications)

Submit a review at [www.novusbio.com/reviews/destination/NBP2-81889](http://www.novusbio.com/reviews/destination/NBP2-81889)



**NBP2-81889**

AFAP1L1 Antibody - BSA Free

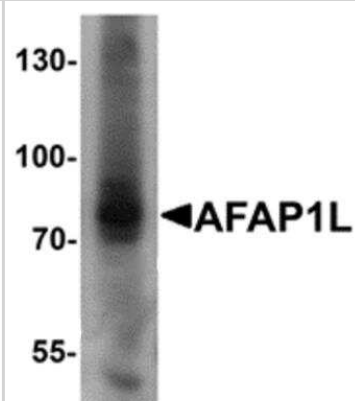
Product Information	
Unit Size	0.1 mg
Concentration	1 mg/ml
Storage	Store at 4C short term. Aliquot and store at -20C long term. Avoid freeze-thaw cycles.
Clonality	Polyclonal
Preservative	0.02% Sodium Azide
Isotype	IgG
Purity	Peptide affinity purified
Buffer	PBS

Product Description	
Description	Novus Biologicals Rabbit AFAP1L1 Antibody - BSA Free (NBP2-81889) is a polyclonal antibody validated for use in WB, ELISA and ICC/IF. All Novus Biologicals antibodies are covered by our 100% guarantee.
Host	Rabbit
Gene ID	134265
Gene Symbol	AFAP1L1
Species	Human, Mouse
Specificity/Sensitivity	At least four isoforms of AFAP1L1 are known to exist. This antibody is predicted to not cross-react with other AFAP family members.
Immunogen	AFAP1L1 antibody was raised against a 19 amino acid synthetic peptide near the amino terminus of human AFAP1L1. The immunogen is located within amino acids 70 - 120 of AFAP1L. Amino Acid Squence: DLRDMPEDDGEPSKGASPE

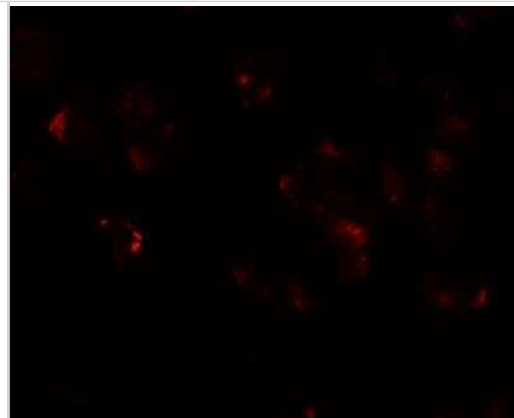
Product Application Details	
Applications	Western Blot, ELISA, Immunocytochemistry/ Immunofluorescence
Recommended Dilutions	Western Blot 1 ug/ml, ELISA, Immunocytochemistry/ Immunofluorescence 5-20 ug/ml

**Images**

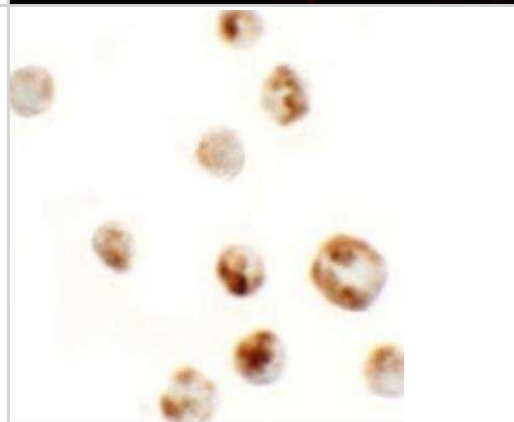
Western Blot: AFAP1L1 Antibody [NBP2-81889] - Analysis of AFAP1L1 in A549 cell lysate with AFAP1L1 antibody at 1 ug/ml.



Immunocytochemistry/Immunofluorescence: AFAP1L1 Antibody [NBP2-81889] - Analysis of AFAP1L1 in A549 cells with AFAP1L1 antibody at 20 ug/ml.



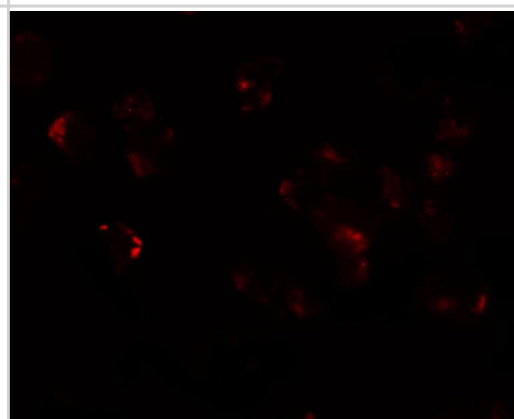
Immunocytochemistry/Immunofluorescence: AFAP1L1 Antibody [NBP2-81889] - Analysis of AFAP1L1 in A549 cells with AFAP1L1 antibody at 5 ug/ml.



Immunocytochemistry/ Immunofluorescence: AFAP1L1 Antibody - BSA Free [NBP2-81889] - Immunofluorescence of AFAP1L1 in A549 cells with AFAP1L1 antibody at 20 u/mL.



Immunocytochemistry/ Immunofluorescence: AFAP1L1 Antibody - BSA Free [NBP2-81889] - Immunofluorescence of AFAP1L1 in A549 cells with AFAP1L1 antibody at 20 u/mL.





### **Novus Biologicals USA**

10730 E. Briarwood Avenue  
Centennial, CO 80112  
USA  
Phone: 303.730.1950  
Toll Free: 1.888.506.6887  
Fax: 303.730.1966  
nb-customerservice@bio-techne.com

### **Bio-Techne Canada**

21 Canmotor Ave  
Toronto, ON M8Z 4E6  
Canada  
Phone: 905.827.6400  
Toll Free: 855.668.8722  
Fax: 905.827.6402  
canada.inquires@bio-techne.com

### **Bio-Techne Ltd**

19 Barton Lane  
Abingdon Science Park  
Abingdon, OX14 3NB, United Kingdom  
Phone: (44) (0) 1235 529449  
Free Phone: 0800 37 34 15  
Fax: (44) (0) 1235 533420  
info.EMEA@bio-techne.com

### **General Contact Information**

www.novusbio.com  
Technical Support: nb-technical@bio-techne.com  
Orders: nb-customerservice@bio-techne.com  
General: novus@novusbio.com

### **Products Related to NBP2-81889**

---

NBP2-33376H	Blue Marker Antibody (6F4-F6) [HRP]
HAF008	Goat anti-Rabbit IgG Secondary Antibody [HRP]
NB7160	Goat anti-Rabbit IgG (H+L) Secondary Antibody [HRP]
NBP2-24891	Rabbit IgG Isotype Control

---

### **Limitations**

This product is for research use only and is not approved for use in humans or in clinical diagnosis. Primary Antibodies are guaranteed for 1 year from date of receipt.

For more information on our 100% guarantee, please visit [www.novusbio.com/guarantee](http://www.novusbio.com/guarantee)

Earn gift cards/discounts by submitting a review: [www.novusbio.com/reviews/submit/NBP2-81889](http://www.novusbio.com/reviews/submit/NBP2-81889)

Earn gift cards/discounts by submitting a publication using this product:  
[www.novusbio.com/publications](http://www.novusbio.com/publications)

