

Product Datasheet

ZNF336 Antibody - BSA Free NBP2-81879

Unit Size: 0.1 mg

Store at 4C short term. Aliquot and store at -20C long term. Avoid freeze-thaw cycles.

www.novusbio.com



technical@novusbio.com

Protocols, Publications, Related Products, Reviews, Research Tools and Images at:
www.novusbio.com/NBP2-81879

Updated 3/4/2026 v.20.1

Earn rewards for product
reviews and publications.

Submit a publication at www.novusbio.com/publications

Submit a review at www.novusbio.com/reviews/destination/NBP2-81879



NBP2-81879

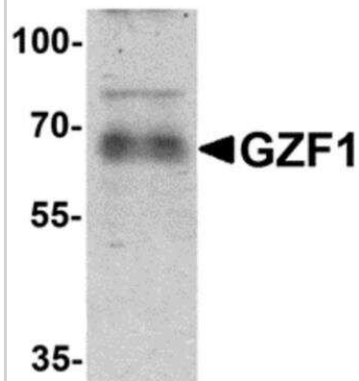
ZNF336 Antibody - BSA Free

Product Information	
Unit Size	0.1 mg
Concentration	1 mg/ml
Storage	Store at 4C short term. Aliquot and store at -20C long term. Avoid freeze-thaw cycles.
Clonality	Polyclonal
Preservative	0.02% Sodium Azide
Isotype	IgG
Purity	Peptide affinity purified
Buffer	PBS
Product Description	
Host	Rabbit
Gene ID	64412
Gene Symbol	GZF1
Species	Human
Reactivity Notes	Immunogen displays the following percentage of sequence identity for non-tested species: Mouse: (89%), Rat: (89%)
Specificity/Sensitivity	ZNF336 antibody is human specific. At least four isoforms of ZNF336 are known to exist.
Immunogen	ZNF336 antibody was raised against an 18 amino acid synthetic peptide near the carboxy terminus of human ZNF336. The immunogen is located within amino acids 600 - 650 of ZNF336. Amino Acid Sequence: GSPKNDDGHKTEQPDEEY
Product Application Details	
Applications	Western Blot, Immunohistochemistry-Paraffin, ELISA, Immunocytochemistry/Immunofluorescence, Immunohistochemistry
Recommended Dilutions	Western Blot 1 ug/ml, ELISA, Immunohistochemistry 2.5 ug/ml, Immunocytochemistry/ Immunofluorescence 2.5 ug/ml, Immunohistochemistry-Paraffin

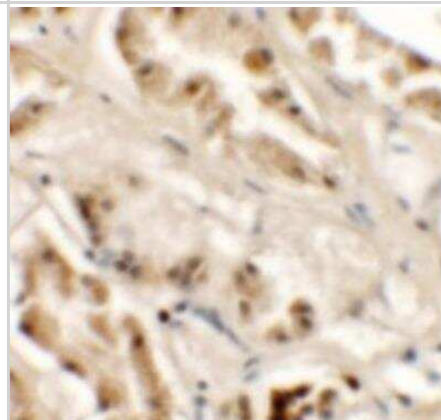


Images

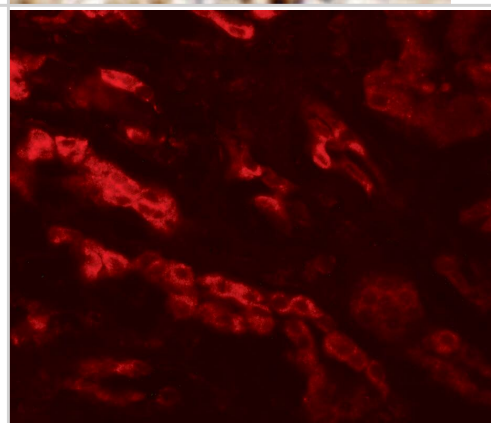
Western Blot: ZNF336 Antibody [NBP2-81879] - Analysis of ZNF336 in human heart tissue lysate with ZNF336 antibody at 1 ug/ml.



Immunohistochemistry: ZNF336 Antibody [NBP2-81879] - Immunohistochemistry of ZNF336 in human kidney tissue with ZNF336 antibody at 2.5 ug/mL.



Immunocytochemistry/ Immunofluorescence: ZNF336 Antibody - BSA Free [NBP2-81879] - Immunofluorescence of ZNF336 in human kidney tissue with ZNF336 antibody at 20 ug/mL.





Novus Biologicals USA

10730 E. Briarwood Avenue
Centennial, CO 80112
USA
Phone: 303.730.1950
Toll Free: 1.888.506.6887
Fax: 303.730.1966
nb-customerservice@bio-techne.com

Bio-Techne Canada

21 Canmotor Ave
Toronto, ON M8Z 4E6
Canada
Phone: 905.827.6400
Toll Free: 855.668.8722
Fax: 905.827.6402
canada.inquires@bio-techne.com

Bio-Techne Ltd

19 Barton Lane
Abingdon Science Park
Abingdon, OX14 3NB, United Kingdom
Phone: (44) (0) 1235 529449
Free Phone: 0800 37 34 15
Fax: (44) (0) 1235 533420
info.EMEA@bio-techne.com

General Contact Information

www.novusbio.com
Technical Support: nb-technical@bio-techne.com
Orders: nb-customerservice@bio-techne.com
General: novus@novusbio.com

Products Related to NBP2-81879

HAF008	Goat anti-Rabbit IgG Secondary Antibody [HRP]
NB7160	Goat anti-Rabbit IgG (H+L) Secondary Antibody [HRP]
NBP2-24891	Rabbit IgG Isotype Control
NBP1-92624PEP	ZNF336 Recombinant Protein Antigen

Limitations

This product is for research use only and is not approved for use in humans or in clinical diagnosis. Primary Antibodies are guaranteed for 1 year from date of receipt.

For more information on our 100% guarantee, please visit www.novusbio.com/guarantee

Earn gift cards/discounts by submitting a review: www.novusbio.com/reviews/submit/NBP2-81879

Earn gift cards/discounts by submitting a publication using this product:
www.novusbio.com/publications

